

General Information

TABLE OF CONTENTS

Media Information	1
Roster Information	2-3
Terrapin Bowl Notebook	4-15
Pronunciation Guide	6
Head Coach Ralph Friedgen	16-19
Coaching Staff	20
Football Support Staff	21
Depth Chart	22
Terrapin Profiles	23-37
2008 Season Statistics	38-45
2008 Game Recaps	46-49
The Last Time	50-51
Postseason History	52-59
Bowl Game Records	59
University of Maryland	60-61
President C.D. Mote Jr.	61
Athletics Director Deborah A. Yow	63

MARYLAND MEDIA INFORMATION

For interviews with University of Maryland coaches players or staff members contact Shawn Nestor, associate director of media relations or media relations assistant Matt Bixenstine who will each accompany the team.

Practice times and information are below and the guidelines are similar to the Terrapins regular-season media opportunities. All practices are closed (except the first five periods), with media availability immediately following most sessions.

During bowl week, any interviews that take place outside of the normal practice and press conference setting must be arranged through the media relations staff. Player interviews should not be conducted at the team hotel or any other site without consent of the media relations staff.



Shawn Nestor (FB Contact)

E-mail: snestor@umd.edu
Office Phone: (301) 314-7065
Cell Phone: (240) 417-4862



Matt Bixenstine

E-mail: mbixen@umd.edu
Office Phone: (301) 314-7066

TERRAPIN FOOTBALL AT-A-GLANCE

GENERAL

Name of School	University of Maryland
City, Zip	College Park, Md. 20742
Founded	1856
Enrollment	36,014
Nickname	Terrapins, Terps
School Colors	Red (PMS 185) , White, Black, Gold (PMS 116)
Stadium	Chevy Chase Bank Field at Byrd Stadium
Capacity (Surface)	51,500 (Natural Grass)
Affiliation	NCAA Bowl Subdivision
Conference / Division	Atlantic Coast Conference / Atlantic
President	Dr. C.D. Mote, Jr. (California '51)
Athletics Director	Deborah A. Yow (Elon '74)

HISTORY

First year of football	1892
All-time record	599-521-43 (.534/1,163 games)
All-time bowl/playoff record	9-11-2
Years in postseason	23
(1947-49-51-53-55-73-74-75-76-77-78-80-82-83-84-85-90-01-02-03-06-07-08)	

COACHING STAFF

Head Coach	Ralph Friedgen
Alma Mater, Year	Maryland ('70)
Record at school (years)	63-36 (8)
Career record (years)	same

GUIDE CREDITS

The Maryland Roady's Humanitarian Bowl Guide was written by Shawn Nestor, Doug Dull and Matt Bixenstine. Interior design and layout by Patrick Fischer. Cover design by John Schaffhauser. Photography by Greg Fiume. Printing by Multi-Ad.

BOWL WEEK SCHEDULE/MEDIA OPPORTUNITIES

FRIDAY, DEC. 26

Depart Baltimore via charter flight	7 a.m.
Arrive in Boise	1 p.m.
Bowling for Beef (Westy's)	3 p.m.

SATURDAY, DEC. 27

Practice (Bronco Stadium/Caven Williams)	10 a.m.
Press Conference (Allen Noble Hall of Fame)	12:30 p.m.

SUNDAY, DEC. 28

Practice (Bronco Stadium/Caven Williams)	1:30 p.m.
Bowl for Beef Dinner (Owyhee Plaza)	6 p.m.

MONDAY, DEC. 29

Walk-through at Bronco Stadium	2 p.m.
--------------------------------	--------

TUESDAY, DEC. 30

Roady's Humanitarian Bowl Kickoff	2:30 p.m.
-----------------------------------	-----------

Note: All times local to Boise. Practice times are subject to change. Members of the media are advised to check with the Maryland media relations staff to confirm times.

TERRAPIN TEAM HEADQUARTERS

**THE GROVE HOTEL
245 S. CAPITOL BLVD.
BOISE, ID 83702**

PHONE: 208-333-8000 FAX: 208-333-8800

Roster Information

NUMERICAL

No.	Name	Pos.	Ht	Wt	Cl.	Exp.	Hometown (High School/Last School)
1	Terrell Skinner	DB	6-3	214	Jr.	2V	St. Petersburg, Fla. (Boca Ciega HS)
2	Kevin Barnes	DB	6-1	188	Sr.	3V	Glen Burnie, Md. (Old Mill HS)
3	LaQuan Williams	WR	6-1	180	So.	1V	Baltimore, Md. (Baltimore Polytechnic Institute)
4	Jamari McCollough	DB	5-11	195	Jr.	SQ	Baltimore, Md. (Randallstown HS)
5	Morgan Green	RB	5-11	215	So.	SQ	White Plains, Md. (Lackey HS/Hargrave Military Academy)
6	Anthony Wiseman	DB	5-10	185	Jr.	2V	Silver Hill, Md. (DeMatha HS)
7	Adrian Cannon	WR	6-2	204	So.	1V	Pontiac, Mich. (Avondale HS)
8	Darius Heyward-Bey	WR	6-3	206	Jr.	2V	Silver Spring, Md. (McDonogh School)
9	Richard Taylor	DB	5-11	193	Sr.	2V	Centreville, Va. (Centreville HS)
10	Chris Turner	QB	6-4	210	Jr.	1V	Simi Valley, Calif. (Chaminade HS)
11	Jamarr Robinson	QB	6-0	190	Fr.	RS	Charlotte, N.C. (Myers Park School)
12	Josh Portis	QB	6-4	210	Jr.	SQ	Woodland Hills, Calif. (W.H. Taft HS/Florida)
13	Dan Gronkowski	TE	6-6	255	Sr.	2V	Amherst, N.Y. (Williamsville North HS)
14	Nolan Carroll	DB	6-1	202	Jr.	2V	Green Cove Springs, Fla. (Clay HS)
15 (d)	Drew Gloster	TE	6-4	240	So.	1V	Germantown, Md. (Good Counsel HS)
15 (d)	Austin Walker	DB	6-0	185	Fr.	RS	McLean, Va. (Langley HS)
16 (d)	Rashad Henry	RB	5-9	185	Sr.	SQ	Mitchellville, Md. (Flowers HS/Bowie State)
16 (d)	Anthony Green	DB	5-10	175	Fr.	TR	Cheltenham, Md. (Gwynn Park HS/Bridgewater College)
17	Danny Oquendo	WR	6-0	190	Sr.	3V	Hackensack, N.J. (Hackensack HS)
18	Kenny Tate	DB	6-4	215	Fr.	HS	Forestville, Md. (DeMatha HS)
19 (d)	Jordan Steffy	QB	6-1	209	Sr.	3V	Leola, Pa. (Conestoga Valley HS)
19 (d)	Femi Akinwande	LB	6-2	200	Jr.	SQ	Laurel, Md. (Eleanor Roosevelt HS)
20	Antwine Perez	DB	6-1	200	So.	TR	Westville Grove, N.J. (Woodrow Wilson HS/USC)
21	Trenton Hughes	DB	5-11	175	Fr.	RS	Virginia Beach, Va. (Kempsville HS)
22	Drew Robinson	DB	5-10	197	Sr.	1V	Germantown, Md. (Watkins Mill HS/Bowie State)
23	Da'Rel Scott	RB	5-11	192	So.	1V	Conshohocken, Pa. (Plymouth-Whitemarsh HS)
24 (d)	Ronnie Tyler	WR	5-10	190	Fr.	RS	Wagener, S.C. (Wagener HS/Hargrave Military Academy)
24 (d)	Arnold Davies	DB	6-0	195	Sr.	SQ	Silver Spring, Md. (Northwest HS/Delaware State)
25 (d)	Dan Bonato	RB	5-8	182	So.	SQ	Woodbine, N.J. (Ocean City HS)
25 (d)	Kevin Dorsey	WR	6-2	195	Fr.	HS	Forestville, Md. (Forestville HS)
26 (d)	Mike Barbour	PK	5-10	165	Fr.	RS	Upper Brookville, N.Y. (St. Anthony's HS)
26 (d)	Michael Carter	DB	5-11	175	So.	RS	Windsor, Ontario (Sandwich Secondary School/Erie Comm. College)
27 (d)	Dominique Herald	DB	5-11	190	So.	1V	Newark, N.J. (The Pennington School)
27 (d)	Kevin Brown	WR	5-10	170	So.	TR	Baltimore, Md. (City College HS/Valley Forge Military Acad.)
29	Jeff Allen	DB	6-1	190	Sr.	3V	Woodbridge, Va. (DeMatha HS)
30 (d)	Haroon Brown	RB	5-10	257	So.	1V	Hampton, Va. (Phoebus HS)
30 (d)	Mike Salvatico	DB	5-9	183	So.	TR	Marlton, N.J. (Cherokee HS/UConn)
31	Andrew Schmitt	LS	6-0	236	Sr.	3V	Derry, Pa. (Derry Area HS)
32 (d)	Brandon Jackson-Mills	DB	5-11	160	So.	SQ	Germantown, Md. (Northwest HS)
32 (d)	Nick Wallace	PK	5-9	195	So.	TR	Fredericksburg, Va. (Riverbend HS/Indiana [Pa.]
33	Alex Wujciak	LB	6-3	255	So.	SQ	West Caldwell, N.J. (Seton Hall Prep)
34	Dave Philistin	LB	6-2	231	Sr.	3V	Manchester, N.H. (Manchester Central HS)
35 (d)	Travis Baltz	P/PK	6-2	200	So.	1V	Whitehouse, Ohio (Anthony Wayne HS)
35 (d)	Andrew Braxton	RB	5-9	193	Fr.	HS	Salina, Kan. (Salina HS)
36 (d)	Paul Lariviere	RB	6-0	245	Fr.	RS	Brooklyn, N.Y. (Brooklyn Technical HS)
36 (d)	Taylor Watson	RB	6-2	235	Fr.	RS	Accokeek, Md. (Gwynn Park HS)
37 (d)	Cameron Chism	DB	6-0	185	Fr.	HS	Forestville, Md. (Bishop McNamara HS)
37 (d)	Ted Townsley	P	6-0	190	So.	TR	Portsmouth, Va. (Churchland HS/Louisburg College)
38	Cory Jackson	RB	6-1	245	Jr.	2V	Morgantown, W.Va. (University HS)
39	Obi Egekeze	PK	6-2	210	Sr.	2V	Augusta, Ga. (Westside HS)
40	Jeremy Navarre	DL	6-3	285	Sr.	3V	Joppatowne, Md. (Joppatowne HS)
41 (d)	Davin Meggett	RB	5-8	210	Fr.	HS	Clinton, Md. (Surrattsville, HS)
41 (d)	Herbert Law	LB	6-2	215	So.	TR	Washington D.C. (Dunbar HS/ North Carolina Central)
42 (d)	Ben Pooler	LB	6-2	230	Fr.	RS	Morristown, N.J. (Lawrenceville School)
42 (d)	Eric Powell	WR	6-1	200	Fr.	HS	Annapolis, Md. (Annapolis Area Christian School)
44	Chase Bullock	LB	6-3	234	Sr.	1V	Durham, N.C. (Northern HS)
45	Tommy Galt	TE	6-5	260	Jr.	1V	Silver Spring, Md. (Good Counsel HS)
46	Steve Pfister	RB	6-2	234	Jr.	1V	Columbia, Md. (Mount St. Joseph HS)
47 (d)	Jeff Clement	LB	6-2	239	Jr.	1V	Westville, N.J. (Deptford HS)
47 (d)	Thomas Wright	RB	6-1	190	Fr.	HS	Latta, S.C. (Suffield Academy)
48	Moise Fokou	LB	6-2	225	Sr.	2V	Rockville, Md. (The Bullis School/Frostburg State)
49 (d)	Louis Berman	LB	6-0	220	So.	SQ	Gambills, Md. (Arundel HS)

ALPHABETICAL

No.	Name	Pos.
19 (d)	Femi Akinwande	LB
68	Obum Akunyili	DL
29	Jeff Allen	DB
92	Dion Armstrong	DL
51 (d)	Aaron Ball	LB
35 (d)	Travis Baltz	P/PK
26 (d)	Mike Barbour	PK
2	Kevin Barnes	DB
49	Louis Berman	LB
25 (d)	Dan Bonato	RB
79 (d)	Tyler Bowen	OL
81 (d)	Kerry Boykins	WR
35 (d)	Andrew Braxton	RB
30 (d)	Haroon Brown	RB
27 (d)	Kevin Brown	WR
44	Chase Bullock	LB
77	Scott Burley	OL
74	Bruce Campbell	OL
86	Devonte Campbell	TE
7	Adrian Cannon	WR
14	Nolan Carroll	DB
26 (d)	Michael Carter	DB
37 (d)	Cameron Chism	DB
47 (d)	Jeff Clement	LB
72	Phil Costa	OL
55	Trey Covington	LB
50	Ricardo Dacosta	DL
93 (d)	Ian Davidson	DL
24 (d)	Arnold Davies	DB
63	R.J. Dill	OL
51 (d)	John Dillon	OL
25 (d)	Kevin Dorsey	WR
49 (d)	Gary Douglas	RB
64 (d)	Tim Downs	LS
58	Derek Drummond	LB
87	Webb Dulin	WR
65 (d)	Danny Edwards	OL
39	Obi Egekeze	PK
69	Joe Faiella	OL
48	Moise Fokou	LB
98 (d)	A.J. Francis	DL
91	Mack Frost	DL
89	Matt Furstenburg	TE
56	Deege Galt	DL
45	Tommy Galt	TE
64 (d)	Justin Gilbert	OL
15 (d)	Drew Gloster	TE
78 (d)	Andrew Gonnella	OL
16 (d)	Anthony Green	DB
5 (d)	Morgan Green	RB
67	Jack Griffin	OL
13	Dan Gronkowski	TE
66	Maurice Hampton	OL
53 (d)	Stephen Hargett	LB
57 (d)	Matthew Harraka	OL
57 (d)	Jared Harrell	DL
59	Demetrius Hartsfield	LB
16 (d)	Rashad Henry	RB
27 (d)	Dominique Herald	DB
8	Darius Heyward-Bey	WR
73 (d)	Josh Horton	DL
21	Trenton Hughes	DB

No.	Name	Pos.	Ht	Wt	Cl.	Exp.	Hometown (High School/Last School)
49 (d)	Gary Douglas	RB	5-11	179	Fr.	HS	Durham, N.C. (Hillside HS)
50	Ricardo Dacosta	DL	6-2	250	Sr.	SQ	Bronx, N.Y. (DeWitt Clinton HS/Erie Community College)
51 (d)	Aaron Ball	LB	6-0	224	Sr.	SQ	Baltimore, Md. (Baltimore Polytechnic HS/Bowie State)
51 (d)	John Dillon	OL	6-1	285	Fr.	HS	Rockville, Md. (Wootton HS)
52	Alex Schultz	LB	6-1	235	Sr.	SQ	Gretna, La. (DeLaSalle HS/Towson)
53 (d)	Stephen Hargett	LB	6-0	250	So.	SQ	Los Angeles, Calif. (Loyola HS)
53 (d)	Hakeem Sule	LB	5-11	210	Jr.	SQ	Baltimore, Md. (McDonogh HS)
54	Adrian Moten	LB	6-2	221	So.	1V	Suitland, Md. (Gwynn Park HS)
55	Trey Covington	LB	6-3	240	Sr.	3V	Bowie, Md. (Eleanor Roosevelt HS)
56 (d)	Deege Galt	DL	6-4	264	Jr.	SQ	Silver Spring, Md. (Good Counsel HS)
56 (d)	Dimitri Sidorick	LS	6-2	227	Fr.	HS	Sandy Ridge, Pa. (Phillipsburg-Osceola HS)
57 (d)	Matthew Harraka	OL	6-4	270	So.	SQ	Ijamsville, Md. (St. John's Catholic Prep)
57 (d)	Jared Harrell	DL	6-5	265	Jr.	SQ	Milton, Mass. (Tabor Academy)
58	Derek Drummond	LB	6-3	232	Fr.	RS	Pomfret, Md. (McDonough HS)
59	Demetrius Hartsfield	LB	6-1	225	Fr.	HS	Raleigh, N.C. (Southeast Regional HS)
60	Edwin Williams	OL	6-3	315	Sr.	3V	Washington, D.C. (DeMatha HS)
61	Lee Oliver	OL	6-1	310	Sr.	SQ	Germantown, Md. (Northwestern HS)
63	R.J. Dill	OL	6-6	274	Fr.	HS	Camp Hill, Pa. (Trinity HS)
64 (d)	Tim Downs	LS	6-0	245	Fr.	RS	Derry, Pa. (Derry HS)
64 (d)	Justin Gilbert	OL	6-6	283	Fr.	HS	Richmond, Va. (Monacan HS)
65 (d)	Masengo Kabongo	DL	6-1	285	Fr.	HS	Stratford, Conn. (Fairfield College Prep)
65 (d)	Danny Edwards	OL	6-1	276	So.	SQ	Frederick, Md. (Tuscarora HS)
66	Maurice Hampton	OL	6-2	295	Fr.	RS	Hampton, Va. (Phoebus HS)
67	Jack Griffin	OL	6-6	308	Sr.	3V	Enfield, Conn. (Enfield HS)
68	Obum Akunyili	DL	6-3	325	Fr.	RS	Charlottesville, Va. (St. Anne's Bellfield School)
69	Joe Faiella	OL	6-4	305	Fr.	RS	Freehold, N.J. (Freehold Township HS)
70	Lamar Young	OL	6-4	330	Fr.	RS	Jonesboro, Ga. (Mundys Mill HS)
71 (d)	Bearthur Johnson	OL	6-6	350	Fr.	RS	Hoboken, N.J. (Hoboken HS)
71 (d)	Paul Pinegar	OL	6-4	275	So.	1V	Brookeville, Md. (Sherwood HS)
72	Phil Costa	OL	6-3	300	Jr.	1V	Moorestown, N.J. (Holy Cross HS)
73 (d)	Stephen St. John	OL	6-6	300	Fr.	RS	Columbia, S.C. (Dutch Fork HS)
73 (d)	Josh Horton	DL	6-3	245	Jr.	TR	Columbia, Md. (River Hill HS)
74	Bruce Campbell	OL	6-7	285	So.	1V	Hamden, Conn. (Hyde Leadership School/Hargrave Military Acad.)
75	Dane Randolph	OL	6-5	300	Sr.	3V	Columbia, Md. (Wilde Lake HS)
76	Jaimie Thomas	OL	6-4	330	Sr.	3V	Harrisburg, Pa. (Bishop McDevitt HS)
77	Scott Burley	OL	6-5	335	Sr.	3V	Baltimore, Md. (Woodlawn Senior HS)
78 (d)	Justin Lewis	OL	6-4	320	Fr.	HS	Johnsonville, S.C. (Johnsonville HS)
78 (d)	Andrew Gonnella	OL	6-5	285	Fr.	RS	Monroe, N.Y. (Monroe-Woodberry HS)
79 (d)	Kyle Sappington	OL	6-3	305	So.	SQ	Phoenix, Md. (Stephen Decatur HS)
79 (d)	Tyler Bowen	OL	6-6	322	Fr.	RS	Helena, Ga. (Telfair County HS)
80	Lansford Watson	TE	6-4	250	Fr.	RS	Brooklyn, N.Y. (Lincoln HS)
81 (d)	Kerry Boykins	WR	6-1	200	Fr.	HS	Chesapeake, Va. (Oscar Frommel Smith HS)
81 (d)	David May	PK	5-11	196	Jr.	SQ	Rockville, Md. (Charles E. Smith Jewish Day School)
82	Torrey Smith	WR	6-1	200	Fr.	RS	Fredericksburg, Va. (Stafford HS)
83	Emani Lee-Odai	WR	6-2	200	So.	1V	Washington, D.C. (Anacostia HS)
84	Isaiah Williams	WR	6-3	200	Sr.	3V	Montclair, N.J. (Bergen Catholic HS)
85	Tony Logan	WR	5-10	180	Fr.	RS	Piscataway, N.J. (Piscataway HS)
86	Devonte Campbell	TE	6-2	240	Fr.	HS	Forestville, Md. (Forestville HS/Hargrave Military Academy)
87	Webb Dulin	WR	5-8	165	Fr.	RS	Easton, Md. (Easton HS)
88	Quintin McCree	WR	6-2	185	Fr.	RS	Brandywine, Md. (Gwynn Park HS/Hargrave Military Acad.)
89	Matt Furstenburg	TE	6-4	230	Fr.	HS	Flemington, N.J. (Hunterdon Central Regional HS/The Hun School)
90	Travis Ivey	DL	6-4	325	Jr.	1V	Riverdale, Md. (Riverdale Baptist HS)
91	Mack Frost	DL	6-4	252	Sr.	3V	Columbia, S.C. (Spring Valley HS)
92	Dion Armstrong	DL	6-1	303	Fr.	RS	Fort Valley, Ga. (Peach County HS)
93 (d)	Ian Davidson	DL	6-3	280	Fr.	RS	Alexandria, Va. (St. Stephens & St. Agnes HS)
93 (d)	Ryan Schlothauer	TE	6-5	215	Fr.	HS	Baltimore, Md. (Eastern Technical HS)
95	Joe Vellano	DL	6-3	270	Fr.	HS	Rexford, N.Y. (Christian Brothers Academy)
96	Olugbemi Otulaja	DL	6-0	285	Sr.	1V	Freeport, N.Y. (Freeport HS/Marist)
97	Dean Muhtadi	DL	6-3	295	Sr.	1V	Alexandria, Va. (TC Williams HS/Christopher Newport Univ.)
98 (d)	A.J. Francis	DL	6-5	310	Fr.	HS	Severn, Md. (Gonzaga College [D.C.] HS)
98 (d)	Chris Rhodes	DL	6-3	265	Fr.	RS	Columbia, Md. (River Hill HS)
99	Carl Russell	DL	6-6	270	Fr.	HS	Washington, D.C. (H.D. Woodson HS)

Key: (d) indicates duplicate number; RS indicates redshirted in 2007; SQ indicates on squad in 2007, but has not earned a letter; HS indicates high school; TR indicates transfer

No.	Name	Pos.
90	Travis Ivey	DL
38	Cory Jackson	RB
32 (d)	Brandon Jackson-Mills	DB
71	Bearthur Johnson	OL
65 (d)	Masengo Kabongo	DL
36 (d)	Paul Lariviere	RB
41 (d)	Herbert Law	LB
83	Emani Lee-Odai	WR
78 (d)	Justin Lewis	OL
85	Tony Logan	WR
81 (d)	David May	PK
4	Jamari McCollough	DB
88	Quintin McCree	WR
41 (d)	Davin Meggett	RB
54	Adrian Moten	LB
97	Dean Muhtadi	DL
40	Jeremy Navarre	DL
61	Lee Oliver	OL
17	Danny Oquendo	WR
96	Olugbemi Otulaja	DL
20	Antwine Perez	DB
46	Steve Pfister	RB
34	Dave Philistin	LB
71 (d)	Paul Pinegar	OL
42 (d)	Ben Pooler	LB
12	Josh Portis	QB
42 (d)	Eric Powell	WR
75	Dane Randolph	OL
98 (d)	Chris Rhodes	DL
22	Drew Robinson	DB
11	Jamarr Robinson	QB
99	Carl Russell	DL
30 (d)	Mike Salvatico	DB
79 (d)	Kyle Sappington	OL
93 (d)	Ryan Schlothauer	TE
31	Andrew Schmitt	LS
52	Alex Schultz	LB
23	Da'Rel Scott	RB
56 (d)	Dimitri Sidorick	LS
1	Terrell Skinner	DB
82	Torrey Smith	WR
73 (d)	Stephen St. John	OL
19 (d)	Jordan Steffy	QB
53 (d)	Hakeem Sule	LB
18 (d)	Kenny Tate	DB
9	Richard Taylor	DB
76	Jaimie Thomas	OL
37 (d)	Ted Townsley	P
10	Chris Turner	QB
24 (d)	Ronnie Tyler	WR
95	Joe Vellano	DL
15 (d)	Austin Walker	DB
32 (d)	Nick Wallace	PK
80	Lansford Watson	TE
36 (d)	Taylor Watson	RB
60	Edwin Williams	OL
84	Isaiah Williams	WR
3	LaQuan Williams	WR
6	Anthony Wiseman	DB
47 (d)	Thomas Wright	RB
33	Alex Wujciak	LB
70	Lamar Young	OL

Bowl Notebook

2008 RESULTS

MARYLAND

(7-5, 4-4 ACC)

A30	DELAWARE (ESPN)	W	14-7
S6	@ Middle Tenn. St. (Comcast)	L	14-24
S13	No. 23 CALIFORNIA (ESPN)	W	35-27
S20	EASTERN MICHIGAN (ESPN360)	W	51-24
S27	@ No. 20 Clemson* (Raycom)	W	20-17
O4	@ Virginia* (ESPN)	L	0-31
O18	No. 21 WAKE FOREST* (Raycom)	W	26-0
O25	NC STATE*+ (ESPN 360)	W	27-24
N6	@ Virginia Tech* (ESPN)	L	13-23
N15	No. 17 NORTH CAROLINA* (ABC/ESPN)	W	17-15
N22	FLORIDA STATE* (ESPN)	L	3-37
N29	@ No. 20 Boston College* (ABC)	L	21-28
D30	vs. Nevada (ESPN)		4:30 p.m.

ALL CAPS indicates home game; * ACC game; + Homecoming

NEVADA

(7-5, 5-3 WAC)

A30	GRAMBLING STATE	W	49-13
S6	No. 12 TEXAS TECH	L	19-35
S13	@ No. 6 Missouri	L	17-69
S27	@ UNLV	W	49-27
O4	@ Idaho*	W	49-14
O11	NEW MEXICO STATE*	L	45-48
O18	UTAH STATE*	W	44-17
O25	@ Hawaii*	L	31-38
N7	@ Fresno State*	W	41-28
N15	SAN JOSE STATE*	W	41-17
N22	No. 9 BOISE STATE*	L	34-41
N29	@ Louisiana Tech*	W	35-31
D30	vs. Maryland (ESPN)		4:30 p.m.

ALL CAPS indicates home game; * WAC game

BROADCAST INFORMATION

TV: ESPN - Broadcast crew is TBA. The game will also be Web cast on ESPN360.com.

RADIO: Terrapin Sports Radio Network - Johnny Holliday (play-by-play), Jonathan Claiborne (color) and Tim Strachan (sidelines) have the call. Pregame with Gary Stein and Scott McBrien begins at 3 p.m. ET The game can also be heard on XM Satellite Radio Channel 190 and over the internet at www.umterps.com.

QUICK FACTS

Head Coach	Ralph Friedgen (Maryland, '70)
Record at Maryland (years)	63-36 (8th)
Career Record	Same
Offensive Coordinator	James Franklin
Interim Defensive Coordinator	Al Seamonson
All-Time vs. Nevada	1st Meeting
2008 Home/Away/Neutral	6-1 / 1-4 / 0-0

MEDIA INFORMATION

Football Contact	Shawn Nestor, Assoc. MRD
Phone	w: (301) 314-7065
e-mail	snestor@umd.edu
Secondary Contact	Matt Bixenstine, Media Rel. Asst.
Phone	w: (301) 314-7068
e-mail	mbixen@umd.edu
Other Contact	Doug Dull, Assoc. A.D.
Main Office Phone	(301) 314-7064
e-mail	ddull@umd.edu

FIRST-AND-10...

- Maryland will make its third straight bowl appearance, and sixth over the last eight seasons, when the Terps take on Nevada in the Rody's Humanitarian Bowl. The Terrapins, who finished tied for third in the ACC's Atlantic Division, are looking to end the year with at least eight wins for the fifth time in the last eight seasons, as well as earn their fourth win in the last five bowl trips. Nevada, which won three of its last four regular-season games, has one of the top offenses in the nation, ranking fifth in total offense (510.6 yards per game) and second in rushing (291.4 ypg). Maryland and Nevada will be meeting for the first time. The bowl game will kick off at 4:30 p.m. ET and be telecast nationally on ESPN.
- Led by junior QB **Chris Turner** and sophomore RB **Da'Rel Scott**, Maryland ranks third in the ACC in total offense (341.9 yards per game). The Terps will face the third-ranked rushing defense in the nation (74.5 ypg) in Nevada. Turner, the fifth-rated passer in the ACC, is averaging 193.2 passing yards per game (third in the ACC), while Scott ranks second in the ACC (44th nationally) in rushing (87.2 ypg). Junior WR **Darrius Heyward-Bey**, a two-time All-ACC performer, is the Terps' deep threat. He has a team-high 38 catches and is averaging 14.8 yards per reception. Scott and Heyward-Bey each have six TDs. Opening holes for the running game and protecting Turner is a veteran offensive line led by senior center **Edwin Williams**, a member of the watch lists for the Rimington Trophy and Lombardi Award. Senior TE **Dan Gronkowski**, who made the watch list for the Mackey Award, is tied for second on the team with a career-high 29 catches. Scott, Gronkowski, Heyward-Bey and Williams were among six offensive players voted to the 2008 AP/ACSM A All-ACC team.
- Maryland, which has allowed more than 30 points just twice this season, will face a Nevada offense which averages 37.8 ppg. The Terps rank No. 37 nationally in scoring defense (21.4 ppg). All-ACC performers **Jeremy Navarre** and **Alex Wujciak** anchor the defense. Navarre, a senior, leads the defensive line, having posted 63 tackles. Wujciak, a sophomore LB, has been impressive during his first year on the field, posting 121 stops (second in the ACC). Senior LBs **Moise Fokou** and **Dave Philistin** continue to make plays. Philistin is second on team in tackles (91) and Fokou has posted a team-best five sacks. The secondary has been without its leader for the last five games. Senior **Kevin Barnes** suffered a season-ending shoulder injury vs. Wake Forest (10/18). Picking up the slack are senior **Jeff Allen** (63 tackles/fourth on the team) and junior **Jamari McCollough** (team-best four picks).
- Senior **Obi Egekeze** and sophomore **Travis Baltz** form one of the best kicking tandems in the ACC. Egekeze has connected on 15 of his last 19 field-goal attempts, including game-winners vs. NC State (10/25) and UNC (11/15). Baltz, a first-team All-ACC choice, ranks first in the league in punting (41.4 ypp). **Torrey Smith** is averaging 24.1 yards per kickoff return (sixth in the ACC), while the sure-handed **Danny Oquendo** is averaging 5.2 yards per punt return. Smith has already set the Maryland single-season kickoff return yards record (990) and is within striking distance of the ACC mark.

SUCCESS AGAINST THE BEST...

- Maryland has been among the best in the nation this season playing ranked opponents. The Terps went 4-1 vs. ranked foes (AP poll) with wins vs. No. 23 Cal, No. 20 Clemson, No. 21 Wake Forest and No. 17 UNC. The Terps' four victories trail only BCS title game participants Florida and Oklahoma on the list of most Top 25 wins (see chart to the right).

SUCCESS AGAINST THE BEST... (PART II)...

- Maryland has won six of its last seven games vs. ranked opponents (AP poll), dating back to last season. The Terps' loss to No. 20 Boston College in the regular-season finale snapped a school record six-game winning streak against the Top 25. The Terps went 4-1 this season vs. ranked foes and defeated their final two ranked opponents (No. 10 Rutgers and No. 8 Boston College) in 2007. The six consecutive wins over Top 25 teams eclipsed a school record (five straight from 1949-52).

TOP 25 WINS

2008 Season (AP poll)

Rk.	Team	No.
1.	Florida, Oklahoma	5
3.	Maryland	4
4.	Alabama, Cincinnati	3
	Georgia Tech, UNC	3
	Penn St., Texas	3
	Texas Tech, USC	3
12.	BC, East Carolina	2
	Georgia, Houston	2
	Ole Miss, NC State	2
	Utah, Vanderbilt	2
	Virginia, Virginia Tech	2

TERPS BY THE NUMBERS

1... LB **Moise Fokou** is the only player in the ACC to post at least 70 tackles and 5.0 sacks during the regular season.

3... The Terps are one of only three FBS teams in the country to defeat at least four ranked teams (AP poll). Florida and Oklahoma have each downed five Top 25 teams.

3... WR **Darrius Heyward-Bey** has three plays in excess of 75 yards in his career, including two this season (80-yd TD reception vs. Middle Tennessee State; 76-yd run vs. Clemson). He had a school record 96-yd TD catch vs. Miami in 2006.

4... RB **Da'Rel Scott** has four 100-yard rushing games which ranks tied for seventh on the school's single-season list.


9... Number of Terps All-ACC players this season, which matched Boston College for tops in the league.

9... Number of current players who have completed their degrees. That list includes PK **Obi Egekeze**, DL **Mack Frost**, OL **Jack Griffin**, TE **Dan Gronkowski**, DL **Dean Muhtadi**, OL **Dane Randolph**, QB **Jordan Steffy**, DB **Richard Taylor** and OL **Edwin Williams**. Each of those players is either enrolled in graduate school or pursuing another undergraduate degree.

All About Nevada

SCOUTING THE WOLF PACK

- Nevada, which will be playing in a bowl for the fourth consecutive season, finished the regular season 7-5 overall, and went 5-3 to tie for second place in the Western Athletic Conference (WAC).
- The Terps and the Wolf Pack are meeting for the first time. Nevada's only previous matchup with an ACC opponent came two years ago, when it lost 21-20 to Miami in the 2006 Humanitarian Bowl (then called the MPC Computers Bowl).
- The Wolf Pack boast one of the nation's most prolific offensive units, ranking among the best nationally (FBS) in rushing offense (second - 291.4 ypg), time of possession (fourth - 32:52), total offense (fifth - 510.6 ypg), first downs (eighth - 25.3 pg), fewest interceptions thrown (tied for 12th - seven), scoring offense (13th - 37.8 ppg) and fewest sacks allowed (tied for 23rd - 1.3 pg).
- Defensively, Nevada ranks among the nation's best in rushing defense (third - 74.5 ypg), TFLs (sixth - 8.0 pg) and sacks (eighth - 2.9 pg).
- Recently named WAC Offensive Player of the Year, QB Colin Kaepernick threw for 2,479 yards with 19 TD passes to just five interceptions during the regular season. The sophomore also rushed for 1,115 yards with 16 rushing TDs, ranking 12th in the nation in total offense (299.5 ypg).
- Sophomore RB Vai Tauga racked up 1,420 rushing yards on 213 attempts (6.7 ypc) during the regular season, as well as 14 rushing TDs. He ranks ninth in the nation in rushing (118.3 ypg).
- Senior WR Marko Mitchell is Kaepernick's favorite target, having recorded 56 receptions for 1,011 yards and nine TDs during the regular season. Two other wideouts (senior Mike McCoy and sophomore Chris Wellington) also have registered upward of 400 receiving yards this season.
- Senior C Dominic Green, a first team All-WAC honoree, anchors the Wolf Pack's offensive line.
- A pair of sophomore defensive ends leads the Nevada defense. Kevin Basped (18.5 TFLs, 10 sacks and three forced fumbles) and Dontay Moch (15.5 TFLs and 9.5 sacks) rank 15th and tied for 17th, respectively, in the nation in sacks.
- DBs Uche Anyanwu (65 tackles) and Jonathon Amaya (62 stops and three interceptions) pace Nevada in tackles, while ILB Joshua Mauga (54 tackles and 7.5 TFLs) anchors the team's linebacking corp.
- The Wolf Pack boasts a strong special teams unit led by Brad Langley, who ranks 11th in the nation in punting (44.1 ypg) and Brett Jaekle, who has converted 14 of 17 field goal attempts.



MARYLAND'S MATCH UP

2008 TEAM COMPARISONS

Maryland	Category	Nevada
134.5	Rushing Offense	291.4
207.4	Passing Offense	219.2
341.9	Total Offense	510.6
20.1	Scoring Offense	37.8

149.4	Rushing Defense	74.5
205.6	Passing Defense	321.1
355.0	Total Defense	395.6
21.4	Scoring Defense	31.5

65-161 (40%)	Third Down Conv.	73-182 (40%)
8-15 (53%)	Fourth Down Conv.	13-25 (52%)

25-130	Sacks By-Yards	34-244
26-190	Sacks Allowed	16-129

55-486	Penalties-Yards	85-718
18-10	Fumbles-Lost	19-14

27:42	Avg. Time of Poss.	32:52
-------	--------------------	-------

WOLF PACK STATISTICAL LEADERS

Rushing	G	Att.	Net	Avg.	TD	YPG
Vai Tauga	12	213	1,420	6.7	14	118.3
C. Kaepernick	12	152	1,115	7.3	16	92.9

Passing	G	C-A-I	Pct.	Yds.	TD	YPG
C. Kaepernick	12	184-336-5	54.8	2,479	19	206.6
Nick Graziano	5	15-30-2	50.0	145	0	29.0

Receiving	G	Rec.	Yds.	Avg.	TD	YPG
Marko Mitchell	12	56	1,011	18.1	9	84.2
Mike McCoy	12	40	420	10.5	2	35.0
C. Wellington	12	39	618	15.8	5	51.5
Vai Tauga	12	29	226	7.8	2	18.8

10... LB **Alex Wujciak** has posted at least 10 tackles seven times this season, including five of the last six games.

13... Number of current players who will graduate in December. The list includes **Aaron Ball**, **Kevin Barnes**, **Chase Bullock**, **Rick Costa**, **Trey Covington**, **Ricardo Dacosta**, **Moise Fokou**, **Jeremy Navarre**, **Lee Oliver**, **Danny Oquendo**, **Andrew Schmitt**, **Alex Schultz** and **Jaimie Thomas**.

17... Number of career carries by the Maryland tailbacks (14 by **Da'Rel Scott**/3 by **Morgan Green**/0 by **Davin Meggett**) entering the season.

26... Number of former Terps on NFL rosters (see list on page 24).

27... Number of the Terps' 31 seniors who are on track to graduate by May. The other four are expected to graduate next summer.

63... The Terps have won 63 games in **Ralph Friedgen's** seven-plus seasons which is more than they had in the 14 years prior to his arrival (55).

83.3... **Obi Egekeze** has hit 83.3 percent of his career field-goal attempts (25 of 30) in ACC action.

99... The Terps have connected on 99 straight PATs, dating back to 2005 (vs. UNC). **Obi Egekeze** hit all 36 attempts last season and 28 this year. **Dan Ennis** was good on all 32 in 2006.

PRONUNCIATION GUIDE

Player	Pronunciation
Femi Akinwande	FEM-e ah-kin-JUAN-de
Obum Akinyili	ah-BOOM ah-KUN-ya-lee
Mike Barbour	Bar-BORE
Haroon Brown	hah-ROON
Phil and Rick Costa	KAH-stuh
Ricardo Dacosta	da-KAH-stuh
Obi Ekekeze	OH-bee EGG-uh-kay-zuh
Moise Fokou	moses FOE-koo
Deegee Galt	DEEJ
Jared Harrell	huh-RELL
Darius Heyward-Bey	HAY-werd BAY
Emani Lee-Odai	eh-MAHN-ee lee OH-die
Jamari McCollough	juh-MAR-ree muh-KULL-uh
Davin Meggett	DAY-vin
Dean Muhtadi	moo-TAH-dee
Jeremy Navarre	nuh-VAR
Danny Oquendo	oh-KWEHN-doh
Olugbemi Otulaja	oh-lug-BEM-ee aut-oo-LAH-jah
Antwine Perez	ANT-wan
Steve Pfister	FIS-ter
Dave Philistin	FILL-liss-teen
Da'Rel Scott	da-RELL
Terrell Skinner	tuh-REHL
Jaimie Thomas	JAY-mee
Hakeem Sule	soo-LAY
LaQuan Williams	luh-KWAN
Alex Wujciak	WOO-jack

Coach	Pronunciation
Tom Brattan	rhymes with latin
Ralph Friedgen	FREE-jun
Dave Sollazzo	so-LAH-zo

ACC STANDINGS

Atlantic	ACC		Overall		Streak
	W	L	W	L	
Boston College	5	3	9	4	L1
Florida State	5	3	8	4	L1
Maryland	4	4	7	5	L2
Clemson	4	4	7	5	W3
Wake Forest	4	4	7	5	W1
NC State	4	4	6	6	W4
Coastal	W		L		Streak
	W	L	W	L	
Virginia Tech	5	3	9	4	W3
Georgia Tech	5	3	9	3	W2
North Carolina	4	4	8	4	W1
Miami	4	4	7	5	L2
Virginia	3	5	5	7	L4
Duke	1	7	4	8	L5

QUICK HITTERS...

- Seven of Maryland's regular season opponents (California, Clemson, Wake Forest, Virginia Tech, North Carolina, Florida State and Boston College) spent time in the Top 25 this season. In fact, 13 of Maryland's last 36 opponents have been ranked in the Associated Press Top 25.
- The Terps will be without a pair of assistant coaches for the bowl game. **Danny Pearman** (TEs/special teams coordinator) left to take a position at his alma mater, Clemson, while defensive coordinator **Chris Cosh** headed to Kansas State as assistant head coach to be reunited with Bill Snyder. **Al Seamonson** will serve as interim defensive coordinator, **Brian White**, an intern and former GA, will take over TE's and assist with special teams, and **Henry Baker**, also a GA, will assist Seamonson with linebackers.
- Da'Rel Scott** is on pace to become the Terps' seventh back to rush for 1,000 yards and the first since 2002 (Chris Downs, 1,154). Scott ranks second in the ACC as rushing (87.2 ypg). His 959 rushing yards rank 10th on the Maryland single-season list (see pg. 8).
- Torrey Smith's** single-season school record of 990 kickoff return yards ranks as the second most by a player in ACC history behind Tijan Redmon of Duke (1,065 kickoff return yards in 1995). Smith needs 76 return yards to set the conference's all-time single-season mark (see chart on pg. 10).
- Smith and **Danny Oquendo** posted Maryland's top two receiving performances of the season with 115 and 111 receiving yards, respectively, at Boston College (11/29). It marked the first time two Terps accounted for at least 100 receiving yards in the same game since Geroy Simon (124) and Jermaine Lewis (102) did so at Florida State on Oct. 18, 1995.
- Smith's 245 all-purpose yards vs. Boston College (11/29) was the fifth-highest total in the ACC this season. He has already set a Maryland single-season freshman record with 1,293 all-purpose yards. That mark is No. 11 on the single-season school list (see chart on pg. 10).
- Throwing for a career-high 360 yards in the regular season finale at Boston College (11/29), **Chris Turner** became the eighth player in school history to reach 4,000 career passing yards. Turner currently ranks seventh all-time at Maryland (4,276).
- Thirteen of Oquendo's 29 receptions this season have come on third down and two have occurred on fourth down. All 15 of those receptions resulted in first-down conversions.
- WR **Darius Heyward-Bey** needs one reception to take sole possession of third place on the Maryland career receptions list and needs 19 yards to claim second place on the career receiving yards chart. Oquendo ranks 16th in school history with 85 career receptions (see lists on page 7).
- Davin Meggett** has 422 rushing yards, which is the most by a Maryland true freshman since LaMont Jordan had 689 in 1997. If Meggett and Scott can accumulate 78 and 41 yards, respectively, in the bowl game, the Terps will have a 1,000-yard and 500-yard rusher in the same season for the first time in program history.
- LB **Alex Wujciak** ranks second in the ACC and tied for 13th in the nation in tackles (10.1 pg). He has posted 121 stops, including 10 or more in seven of the last nine games.
- Moise Fokou's** team-high five sacks are tied for third in the ACC among LBs and are the most by a Maryland LB since Shawne Merriman had a team-best 8.5 in 2004.
- Senior **Jeremy Navarre** ranks first in the ACC in tackles among defensive linemen (5.2 pg).
- Scott has two of the top five single-game rushing performances in the ACC this season (197 vs. Delaware; 163 vs. NC State). His rushing total vs. NC State is the second most in an ACC game this season. His four 100-yard rushing games this season ranks tied for seventh in school history.
- The Terps boast one of the nation's best punt units this season, ranking seventh nationally (FBS) in punt return yardage defense (4.2 ypr) and 16th in net punting (37.6 ypp).
- Maryland's win over North Carolina (11/15) marked the 200th ACC victory in the program's history. Only Clemson (225) has more league wins. The Terps have an all-time record of 200-166-4 (.546) in ACC contests, including 37-27 (.578) under **Ralph Friedgen**.
- The Terps are in search of their 600th win in program history. In 115 seasons of football, Maryland is 599-521-43 (.535).
- Friedgen, the ninth winningest coach in ACC history (see chart on pg. 14), is one of 20 head coaches around the nation on the watch list for the 2008 Paul 'Bear' Bryant Coach of the Year Award. The Roady's Humanitarian Bowl will be Friedgen's 100th game as Maryland head coach.

MARYLAND BOWL FACTS...

- Maryland reached bowl eligibility for the sixth time in eight seasons under **Ralph Friedgen** with its 27-24 win over NC State (10/25). The Terps are playing in a bowl game for the third straight season, marking the second such streak under Friedgen (2001-2003).
- The Terps have won three of their last four bowl games. Friedgen's three bowl wins are the most of any Maryland coach. He is 3-2 overall in bowl games, including a school-record three straight wins from 2003-06. Prior to Friedgen's arrival, Maryland made only one postseason appearance in the previous 15 years.
- The Terps have an all-time record of 9-11-2 in bowl games and have out-scored their last four bowl opponents 109-38.
- The Terps have not faced a WAC opponent in a bowl game, though the Terps did play Louisiana Tech to a 34-all tie in the 1990 Independence Bowl. Louisiana Tech is currently a member of the WAC, joining the league in 2001. The Bulldogs were independent in 1990.

GOING WEST...

- The Terps haven't traveled west for a bowl game, or any contest for that matter, very often in their history. Only six of their 23 bowl games have been played west of the Mississippi, though this is the second straight postseason game out west (2007 Emerald Bowl in San Francisco).

BRINGING HOME THE HARDWARE...

- Maryland placed nine players on the 2008 AP/ACSM All-ACC squad. Headlined by a trio of first team All-ACC honorees in running back **Da'Rel Scott**, center **Edwin Williams** and punter **Travis Baltz**, the Terps tied for their most conference accolades since 2003 (they also had nine honorees in 2006) and tied for the most recipients of any team in the ACC (Boston College also had nine). In addition to the three first team selections, linebacker **Alex Wujciak** garnered second team All-ACC honors. Five Terps – offensive lineman **Scott Burley**, tight end **Dan Gronkowski**, wide receiver **Darius Heyward-Bey**, defensive lineman **Jeremy Navarre** and offensive lineman **Jaimie Thomas** – each earned honorable mention status. All but Heyward-Bey (second team in 2006) earned a spot on the team for the first time.

HEYWARD-BEY LEADING THE WAY...

- WR **Darius Heyward-Bey** has served as a catalyst for the Maryland offense all season, and he leads the team in every receiving category despite missing the season finale at Boston College with a leg injury. With three receptions in his last game against Florida State (11/22), Heyward-Bey moved into a tie with Frank Wycheck (1990-92) for third place all-time in career receptions at Maryland (see chart to right).
- Heyward-Bey, on the watch list for the Maxwell and Biletnikoff Awards, currently leads the team and ranks eighth in the ACC in receiving (51.0 ypg). He also leads the team in receptions, is tied for the team lead with six touchdowns and stands third in all-purpose yards (69.9 ypg).
- When Heyward-Bey touches the football this season, good things tend to happen for the Terps offense. He has rushed the ball 15 times for a career-high 208 yards (14.9 ypc), which is the third-most on the team, and places him among the top wide receivers in the nation (FBS) in rushing.
- Following his 76-yard scamper on a reverse at Clemson (9/27) to set up a score, Heyward-Bey has three plays of more than 75 yards in his career. He also notched an 80-yard TD catch earlier this season vs. MTSU (9/6) and had a team-record 96-yard TD reception against Miami during the 2006 season.
- Heyward-Bey has caught at least one pass in 33 of his last 36 contests dating back to the 2006 season. In addition, his 15.2 career yards-per-catch average ranks 12th nationally among active players (see chart to right).
- Heyward-Bey has continued his ascent through Maryland's career records this season. In addition to tying for third place in career receptions with his performance against Florida State, he remains third all-time in receiving yards (2,041), needing just 19 yards to overtake Geroy Simon (1993-96) for second place.
- Heyward-Bey remains tied with Gulian Gary (1998-01) for third on Maryland's career list with 13 career TD receptions (see chart to right).
- Following his efforts during the regular season, Heyward-Bey earned honorable mention All-ACC honors, marking the second time in his career he has garnered conference accolades (second team All-ACC in 2006).

HALFTIME ADJUSTMENTS...

- Maryland ranks No. 63rd nationally in total defense (358.4 ypg), but the Terps were sharp in the second half of games during their ACC slate. Maryland yielded an average of just 141 yards and surrendered just 53 points overall in the final 30 minutes of their eight league contests (6.6 points per second half of each game). In the regular-season finale at Boston College (11/29), the Terps limited the Eagles to 104 yards in the second half, including just 21 passing yards.

WINNING THE CLOSE ONES...

- A key to the Terps success this season has been their ability to win the close games. Maryland is 4-1 this season in games decided by seven points or less and won three ACC contests with fourth-quarter game-winning drives (Clemson, NC State and North Carolina). The Terps struggled in close games last year (1-4), but over the last three seasons Maryland is 11-6 in games decided by seven points or less.

REDEEM TEAM...

- The Terps responded to their first three losses of the season by beating a ranked opponent in the ensuing game. That impressive streak was snapped in the regular-season finale vs. Boston College when the 20th-ranked Eagles upended the Terps. Maryland will look to extinguish its only two-game losing streak of the season vs. Nevada. The Terps have lost three in a row just twice in **Ralph Friedgen's** eight seasons.

IN THE NATIONAL POLLS...

- The Terps were ranked in both the AP and *USA Today* polls for three weeks and received votes two other times, reaching as high No. 22 in the AP and No. 21 in the *USA Today*. Maryland hadn't been in the national polls for as many as three weeks since 2004. The Terps also spent two weeks in the BCS standings, reaching as high as No. 23.

THIRD DOWN SUCCESS ...

- Maryland has been one of the best teams in the ACC on third down on both sides of the ball during the 2008 campaign. On the season, the Terps ranks third in the ACC in third-down conversions (40.4 percent) and fourth in defensive third-down efficiency (36.1 percent). Perhaps no game better illustrated Maryland's third-down success than its victory over North Carolina (11/15). During that game, the Maryland offense converted a season-high 9 of 18 third-down opportunities against the Tar Heels, including three during the game-winning drive. On the flipside, Maryland's defense held North Carolina to 1 of 11 (9 percent) on third down - the lowest conversion rate by an opponent this season.

RECORD WATCH RECEIVING

Career Yards

Rk.	Player (Years)	Total
1.	Jermaine Lewis, 1992-95	2,932
2.	Geroy Simon, 1993-96	2,059
3.	Darius Heyward-Bey (2006-present)	2,041
4.	Azizuddin Abdur-Ra'oof, 1984-87	1,895
5.	Marcus Badgett, 1989-92	1,748
6.	Barry Johnson, 1987-90	1,721
	Greg Hill, 1982-84	1,721
8.	Ferrell Edmunds, 1984-87	1,641
9.	Gulian Gary, 1998-2001	1,552
10.	James Milling, 1984-87	1,446

Career Receptions

Rk.	Player (Years)	Total
1.	Jermaine Lewis, 1992-95	193
2.	Geroy Simon, 1993-96	185
3.	Darius Heyward-Bey, 2006-present	134
	Frank Wycheck, 1990-92	134
5.	Russ Weaver, 1992-94	120
6.	Gulian Gary, 1998-2001	113
7.	Azizuddin Abdur-Ra'oof, 1984-87	108
8.	Barry Johnson, 1987-90	106
9.	Ferrell Edmunds, 1984-87	101
10.	Marcus Badgett, 1989-92	100
	Frank Russell, 1972-74	100
12.	Greg Hill, 1982-84	97
13.	Mancel Johnson, 1993-96	94
14.	Jafar Williams, 2000-03	90
15.	Bren Lowery, 1986-89	89
16.	Danny Oquendo, 2005-08	85

Career Receiving Touchdowns

Rk.	Player (Years)	Total
1.	Jermaine Lewis, 1992-95	21
2.	Greg Hill, 1982-84	18
3.	Darius Heyward-Bey, 2006-present	13
	Gulian Gary, 1998-2001	13
5.	Gary Collins, 1959-61	12
6.	Marcus Badgett, 1989-92	11
	Barry Johnson, 1987-90	11
8.	Mancel Johnson, 1993-96	10
	Geroy Simon, 1993-96	10
	Azizuddin Abdur-Ra'oof, 1984-87	10
	Ferrell Edmunds, 1984-87	10
	Dan Bungori, 1971-73	10

NCAA ACTIVE CAREER YARDS PER CATCH LEADERS

Rk.	Player	YPC
1.	Greg Carr, Florida State	17.83
2.	Marko Mitchell, Nevada	17.79
3.	Kenny Britt, Rutgers	17.0
4.	Eron Riley, Duke	16.8
5.	Dez Bryant, Oklahoma State	16.5
6.	Sammie Stroughter, Oregon State	16.2
7.	Cortez Gent, Fla. Atlantic	16.1
8.	Darius Passmore, Marshall	15.9
9.	Darius Hill, Ball State	15.6
10.	Austin Collie, BYU	15.4
11.	Deon Butler, Penn State	15.3
12.	Darius Heyward-Bey, Maryland	15.2

RECORD WATCH PASSING

Career Yards

Rk.	Player (Years)	Total
1.	Scott Milanovich, 1992-95	7,301
2.	Boomer Esiason, 1981-83	6,259
3.	Scott McBrien, 2002-2003	5,169
4.	Sam Hollenbach, 2003-06	5,139
5.	Neil O'Donnell, 1987-89	4,989
6.	Dan Henning, 1985-87	4,560
7.	Chris Turner, 2007-present	4,276
8.	Brian Cummings, 1994-97	4,080
9.	John Kaleo, 1991-92	3,660
10.	Stan Gelbaugh, 1981-85	3,659
11.	Dick Shiner, 1961-63	3,410
12.	Bob Avellini, 1972-74	3,222
13.	Shaun Hill, 2000-01	3,159
14.	Scott Zolak, 1988-90	3,124
15.	Calvin McCall, 1999-2000	2,797
16.	Larry Dick, 1973-77	2,601
17.	Alan Pastrana, 1965-68	2,552
18.	Al Neville, 1971-73	2,493
19.	Jack Scarbath, 1950-52	2,287
20.	Mark Manges, 1974-77	2,147

Single-Season Yards

Rk.	Player (Years)	Total
1.	Scott Milanovich (So.), 1993	3,499
2.	John Kaleo (Sr.), 1992	3,392
3.	Dan Henning (Jr.), 1986	2,725
4.	Scott McBrien (Sr.), 2003	2,672
5.	Scott Zolak (Sr.), 1990	2,589
6.	Sam Hollenbach (Jr.), 2005	2,539
7.	Scott McBrien (Jr.), 2002	2,497
8.	Stan Gelbaugh (Sr.), 1985	2,475
9.	Scott Milanovich (Jr.), 1994	2,394
10.	Shaun Hill (Sr.), 2001	2,380
11.	Sam Hollenbach (Sr.), 2006	2,371
12.	Boomer Esiason (Sr.), 1983	2,322
13.	Chris Turner (Jr.), 2008	2,318
14.	Boomer Esiason (Jr.), 1982	2,302
15.	Neil O'Donnell (Sr.), 1989	2,103
16.	Chris Turner (So.), 2007	1,958
17.	Neil O'Donnell (Jr.), 1988	1,973
18.	Dan Henning (Sr.), 1987	1,835
19.	Brian Cummings (Sr.), 1997	1,760
20.	Bob Avellini (Sr.), 1974	1,648

RUSHING

Single-Season Yards

Rk.	Player (Years)	Total
1.	LaMont Jordan (Jr.), 1999	1,632
2.	Charlie Wysocki (Jr.), 1980	1,359
3.	Steve Atkins (Sr.), 1978	1,261
4.	Bruce Perry (So.), 2001	1,242
5.	Chris Downs (Sr.), 2002	1,154
6.	Charlie Wysocki (So.), 1979	1,140
7.	Willie Joyner (Jr.), 1982	1,039
8.	Louis Carter (Sr.), 1974	991
9.	Billy Lovett (Sr.), 1968	963
10.	Da'Rel Scott (So.), 2008	959
11.	Art Seymore (So.), 1970	945
12.	Josh Allen (So.), 2003	922
13.	LaMont Jordan (Sr.), 2000	920
14.	Willie Joyner (Sr.), 1983	908
15.	LaMont Jordan (So.), 1998	906

TURNER ON TARGET...

- QB **Chris Turner** has orchestrated the Maryland offense effectively all season, and he continued to be at sharp against Boston College. Turner followed up last season's 337-yard, three-touchdown performance against the Eagles by achieving career highs in completions (33), attempts (57) and passing yards (360) during the regular season finale at Boston College (11/29). Turner scored his first career TD when he plowed into the end zone from 1-yard out during the first quarter to open the Terps' scoring. He also added a pair of TD passes, finding WR **Danny Oquendo** in the corner of the end zone from 13 yards out on the first play of the fourth quarter, and connecting with WR **Torrey Smith** for an 8-yard strike near the end of the game.
- With his performance at Boston College, Turner became the eighth quarterback in school history to surpass 4,000 career passing yards. He currently ranks seventh all-time at Maryland with 4,276 career yards through the air (see chart to left).
- Continuing to prove his worth in big games, Turner is 5-1 as a starter against ranked opponents (with wins over No. 20 Clemson, No. 23 Cal, No. 21 Wake Forest and No. 17 North Carolina in 2008; win over No. 8 Boston College in 2007). He also played an integral role in the other such game (win over No. 10 Rutgers in 2007) during Maryland's winning streak against ranked foes. The Simi Valley, Calif., native suffered his first loss against a ranked opponent in the season finale at No. 20 Boston College (11/29), throwing his first career interception versus a ranked foe following 185 pass attempts without one. In seven games vs. the top 25, Turner has completed 143 of 225 passes (63.6 percent) for 1,636 yards and nine touchdowns with just two interceptions.
- Turner currently ranks fifth in the ACC and 74th in the nation in pass efficiency (118.7). He also ranks third in the conference in passing (193.2 ypg). The junior signal-caller also has a career-high 11 TD passes this season.
- With two TD passes at Boston College, Turner is tied with John Kaleo (1991-92) for 13th place all-time with 18 career TD passes. He also ranks fifth in school history in career completions (354) and seventh in career pass attempts (588). He has thrown for at least 200 yards in 12 of his last 17 starts.
- When Turner's pass was intercepted by DB Kenny Ingram during the second quarter of the game against the Seminoles (11/22), it ended an impressive streak without throwing an interception. Prior to that play, Turner had attempted 132 passes without throwing a pick and had thrown just one in his previous 197 pass attempts, dating back to the fourth quarter of the Eastern Michigan game (9/20). The lone pick during that stretch came at the end of the Virginia game (10/4).

GREAT SCOTT...

- Despite being only a redshirt sophomore, RB **Da'Rel Scott** has been Maryland's leading rusher in all but one game this season, and he finished the regular season with 959 yards. That rushing figure is the most by a Maryland player in a season since Chris Downs rushed for 1,154 yards in 2002, and Scott now owns the 10th-highest single-season rushing total in team history (see chart to left).
- Scott's production this season earned him a spot on the 2008 All-ACC first team. He is the first Terrapin back to earn a spot on the conference's first team since Downs in 2002 and the team's first sophomore running back on the squad since Bruce Perry in 2001.
- Scott ranks tied for seventh all-time on the Maryland single-season list with four 100-yard rushing games (197 vs. Delaware, 123 at MTSU, 163 vs. NC State & 129 vs. North Carolina). The Terps have won three of those games.
- Scott, who was on the watch list for the Doak Walker and Maxwell Awards, currently ranks second in the ACC and 44th in the nation (FBS) in rushing (87.2 ypg). He also stands second on the team and ranks sixth in the ACC and 89th in the nation (FBS) in all-purpose yards (102.7 ypg). He is tied for the team lead with six touchdowns.
- Scott has nine carries of at least 24 yards in 2008 (40, 37 and 26 vs. Delaware; 63 and 24 vs. MTSU; 24 vs. Cal; 39 and 24 vs. NC State; 41 vs. Florida State).
- Scott started his sophomore campaign with a bang, compiling 407 yards in the first three games, including a season opener-record 197 yards vs. Delaware on Aug. 30. Scott's three-game rushing total ranks sixth on Maryland's all-time list for most rushing yards through the first three games of a season (see chart on pg. 15).

QUICK STRIKE ABILITY...

- The Terps have shown a knack for getting on the board quickly. Thus far this season, 18 of the team's 28 touchdowns have come on drives of six plays or less and/or in fewer than 2:00. That explosiveness has enabled the Terps to win seven games this season despite having accounted for fewer yards and first downs than their opponents. During the first quarter of the season finale at Boston College (11/29), QB **Chris Turner** scored from 1-yard out to cap a five-play, 60-yard drive that took 1:36. Maryland later added a 63-yard scoring drive in 1:28 culminated by a WR **Torrey Smith** 8-yard touchdown reception from Turner in the game's final minute.

TERPS' TACKLING TANDEM...

- LBs **Alex Wujciak** and **Dave Philistin** have paced the Terps in tackles nearly all season and continued to do so in the regular season at Boston College (11/29). Wujciak tallied a game-high 11 tackles and Philistin added 10 stops. For Wujciak, it marked the seventh time in the last nine games he has accounted for a double-digit tackle total.
- Wujciak ranks second in the ACC and tied for 13th in the nation in tackles (10.1 pg). He also stands tied for first in the ACC in tackles during conference games (11.9 pg). Philistin ranks tied for 10th in the conference in stops (7.6 pg).
- Wujciak now has 121 tackles in 2008, marking the 35th consecutive season Maryland has produced at least one tackler with more than 100 stops.
- Wujciak's 16 tackles vs. Clemson (9/27) are tied for the second-most this season in the ACC during a single game (Duke's Michael Tauiilili had 18 stops vs. NC State on Nov. 8). Tauiilili, Jon Copper of Virginia, Aaron Curry of Wake Forest and Kavell Conner of Clemson have all posted 16 stops in a game.
- Wujciak was named a second team All-ACC honoree following the end of the regular season. His inclusion on the squad marks the eighth consecutive season the Terps have boasted a linebacker on either the first or second team.

MARYLAND'S MR. CLUTCH...

- Sure-handed WR **Danny Oquendo** notched career highs in receptions (nine) and receiving yards (111) in the season finale at Boston College (11/29). Four of his receptions resulted in third-down conversions and two resulted in fourth-down conversions. His final regular season game as a Terrapin marked the first 100-yard receiving game of his career.
- Oquendo currently ranks second on the team in receiving yards (371) and tied for second in receptions (29).
- A steady performer throughout his career, Oquendo has developed into a clutch receiver this season. Thirteen of his 29 receptions have come on third down and two have occurred on fourth down. All 15 of those receptions resulted in first-down conversions.
- Oquendo also ranks eighth on the Maryland career list with 445 punt return yards (see chart to right).
- Oquendo has also had key contributions in other areas. He completed his first pass on the season, a 43-yard TD pass to **Isaiah Williams** off a fake reverse vs. Eastern Michigan (9/20), and had a hand in thwarting three on-sides kicks vs. Cal (9/13).

MR. SMITH COMES FROM WASHINGTON...

- WR **Torrey Smith** continues to make the most of his opportunities, particularly since being inserted into the Terps' starting lineup (10/25 vs. NC State). One game after setting a team record for kickoff return yardage in a season, the redshirt freshman showcased his speed and versatility on offense and special teams at Boston College (11/29). Smith notched career-best marks with eight receptions and 115 yards, including an acrobatic 43-yard grab to set up the team's first score and an 8-yard TD reception in the final minute for his second career score.
- Smith's 115 receiving yards at Boston College are the most for a Terp since Darrius Heyward-Bey had 175 vs. Miami on Nov. 11, 2006.
- Maryland's kickoff returner added 130 yards on five returns (26.0 ypr) against the Eagles and set a career high with 245 all-purpose yards.
- Smith's single-season school-record of 990 kickoff return yards ranks as the second most by a player in ACC history behind Tijan Redmon of Duke (1,065 kickoff return yards in 1995). He also ranks eighth on Maryland's career list in return yardage, and is tied for eighth all-time in career kickoff returns with 41.
- Smith currently ranks sixth in the ACC and 45th in the nation (FBS) in kick return average (24.1 ypr). He also leads the team, ranks fourth in the ACC and 78th in the nation in all-purpose yards (107.8 ypg). In addition, his 13.8 yards per catch ranks second in the ACC among freshmen.

MIGHTY MEGGETT...

- RB **Davin Meggett** has teamed with **Da'Rel Scott** to provide the Maryland ground attack with an impressive one-two punch this season. With 422 rushing yards, Meggett has the most by a Maryland true freshman since LaMont Jordan had 689 in 1997. His four touchdowns are the most by a true freshman since Josh Allen scored eight touchdowns in 2002.

THROUGH THE UPRIGHTS...

- Following a tough start to his senior campaign, PK **Obi Egekeze** has come on strong during conference play to put forth a solid season, contributing game-winning field goals vs. NC State (10/25) and North Carolina (11/15).
- Egekeze currently ranks tied for fourth in the ACC and tied for 35th in the nation in field goals (1.25 pg). He also ranks eighth in the ACC in kick scoring (6.1 ppg).
- At his best during conference play, Egekeze has hit 25 of 30 field goals (83.3 percent) during ACC contests over the course of his career.
- Egekeze's 34-yard field goal against Florida State (11/22) enabled him to tie Dan DeArmas (1988-91) for seventh place on Maryland's all-time list with 32 career field goals (see chart to right).

'GRONK' GOING STRONG...

- Enjoying a career year as a senior, **Dan Gronkowski** has been one of the Terps' steadiest performers this season. The 6-foot-6 tight end has started all 12 games, more than quadrupling his previous career highs in receptions and receiving yards. Gronkowski contributed yet again vs. Florida State (11/22) with a team-high four receptions for 46 yards during his final game at Chevy Chase Bank Field at Byrd Stadium. He has tallied at least one reception in 10 games this season.
- A candidate for the John Mackey Award, bestowed to the nation's top tight end, Gronkowski currently ranks tied for second on the team in receptions (29) and third in receiving yards (287).
- Gronkowski earned honorable mention All-ACC honors for his efforts this season, marking the third time in four seasons a Maryland tight end has garnered conference accolades (also Joey Haynos in 2006 and Vernon Davis in 2005).

FOKOU'S SACK BARRAGE...

- Formerly a walk-on, LB **Moise Fokou** has come up big for the Maryland defense this season, applying pressure on opposing quarterbacks throughout the campaign. He recorded his team-leading fifth sack of the season at Virginia Tech (11/6) and has tallied at least one-half TFL in each of the previous four games in registering 11.0 on the season.
- Fokou leads the team in sacks, ranks 13th in the ACC and it tied for 100th in the nation in sacks (0.42 pg). He also leads Maryland in TFLs, ranking tied for 11th in the ACC and tied for 97th in the nation (.92 pg). His five sacks are the most by a Maryland linebacker since Shawne Merriman had a team-best 8.5 in 2004.

PUNT RETURNS

Career Yards

Rk.	Player (Years)	Total
1.	Steve Suter, 2001-04	1,271
2.	Bob Smith, 1972-74	899
3.	Larry Marshall, 1969-71	656
4.	Guilian Gary, 1998-2001	577
5.	Keeta Covington, 1983-86	528
6.	Bob Shemonski, 1949-51	496
7.	Joe Petruzzo, 1950-51	457
8.	Danny Oquendo, 2005-present	445
9.	Mike Hopson, 1989-91	356
10.	Ronnie Waller, 1951-54	349

FIELD GOALS

Career FGs Made

Rk.	Player (Years)	Total
1.	Nick Novak, 2001-04	80
2.	Jess Atkinson, 1981-84	60
3.	Dan Plocki, 1985-88	47
4.	Brian Kopka, 1997-2000	42
5.	Dan Ennis, 2003-2006	37
	Steve Mike-Mayer, 1972-74	37
7.	Obi Egekeze, 2007-present	32
	Dan DeArmas, 1988-91	32
9.	Joe O'Donnell, 1994-96	28
10.	Dale Castro, 1979-80	27
11.	Ed Loncar, 1976-78	22
12.	Mike Sochko, 1975-77	19

KICKOFF RETURNS

Career Yards

Rk.	Player (Years)	Total
1.	Keeta Covington, 1983-86	1,520
2.	Larry Marshall, 1969-71	1,507
3.	Steve Suter, 2001-04	1,259
4.	Bren Lowery, 1986-89	1,091
5.	Chad Scott, 1995-96	1,083
6.	Jo Jo Walker, 2002-05	1,081
7.	Louis Carter, 1972-74	1,023
8.	Torrey Smith, 2008-present	990
9.	Lewis Sanders, 1996-99	956
10.	Josh Wilson, 2003-2006	847

Single-Season Yards

Rk.	Player (Years)	Total
1.	Torrey Smith (Fr.), 2008	990
2.	Josh Wilson (Sr.), 2006	847
3.	Bren Lowery (Jr.), 1988	702
4.	Jo Jo Walker (Sr.), 2005	674
5.	Allen Williams (Jr.), 1993	621
6.	Larry Marshall (Sr.), 1971	587
7.	Da'Rel Scott (Fr.), 2007	566
8.	Keeta Covington (Jr.), 1985	556
9.	Chad Scott (Jr.), 1995	549
10.	Steve Suter (So.), 2002	546

Single-Season Yards Per Return

Rk.	Player (Years)	Total
1.	John Schultz (Sr.), 1975	31.00
2.	Josh Wilson (Sr.), 2006	27.30
3.	Lewis Sanders (Jr.), 1999	26.78
4.	Larry Marshall (Sr.), 1971	26.68
5.	Steve Suter (So.), 2002	24.82
6.	Darryl Hill (Jr.), 1963	24.38
7.	Lewis Sanders (So.), 1997	24.21
8.	Torrey Smith (Fr.), 2008	24.15
9.	Steve Suter (Sr.), 2004	24.13
10.	Bren Lowery (Sr.), 1989	23.86

RECORD WATCH ALL-PURPOSE

Single-Season Yards

Rk.	Player (Years)	Total
1.	LaMont Jordan (Jr.), 1999	1,840
2.	Bruce Perry (So.), 2001	1,718
3.	Steve Suter (So.), 2002	1,702
4.	Steve Atkins (Sr.), 1978	1,562
5.	Louis Carter (Sr.), 1974	1,498
6.	Bob Shemonski (Jr.), 1950	1,427
7.	Charlie Wysocki (Jr.), 1980	1,383
8.	Jo Jo Walker (Sr.), 2005	1,350
9.	Chris Downs (Sr.), 2002	1,319
10.	Bren Lowery (Jr.), 1988	1,315
11.	Torrey Smith (Fr.), 2008	1,293
12.	Charlie Wysocki (So.), 1979	1,262
13.	Art Seymore (So.), 1970	1,254
14.	Tom Brown (Sr.), 1962	1,242
15.	Marcus Badgett (Sr.), 1992	1,240
16.	Lu Gambino (Sr.), 1947	1,219
17.	Steve Suter (Jr.), 2003	1,214
18.	Louis Carter (Jr.), 1973	1,212
19.	LaMont Jordan (Sr.), 2000	1,207
20.	Ricky Johnson (Jr.), 1988	1,201
NR	Da'Rel Scott (So.), 2008	1,130

Single-Season Yards Per Play

Rk.	Player (Years)	Total
1.	Billy Van Heusen (Jr.), 1966	21.00
2.	Torrey Smith (Fr.), 2008	20.52
3.	Greg Hill (Jr.), 1983	19.97
4.	Jermaine Arrington (Jr.), 1998	18.62
5.	Tom Brown (Jr.), 1961	18.56
6.	Azizuddin Abdur-Ra'oof (So.), 1985	18.54
7.	Barry Johnson (Sr.), 1990	18.50
8.	Da'Rel Scott (Fr.), 2007	18.49
9.	James Milling (Jr.), 1986	17.92
10.	Russell Davis (So.), 1981	17.79

ACC SINGLE-SEASON KICKOFF RETURN YARDS

Rk.	Player	Total
1.	Tijan Redmon (Duke), 1995	1,065
2.	Torrey Smith (Maryland), 2008	990
3.	Jabari Marshall (Duke), 2006	953
4.	Brandon Tate (North Carolina), 2007	939
5.	Jabari Marshall (Duke), 2007	933
6.	Brandon Tate (North Carolina), 2006	902
7.	T.J. Graham (NC State), 2008	893
8.	Dick Harris (South Carolina), 1970	880
9.	Kevin Marion (Wake Forest), 2007	876
10.	T.J. Edwards (Georgia Tech), 1989	831

McCOLLOUGH'S LATEST PICK...

- Playing a greater role due to injuries in the secondary, **Jamari McCollough** has proven extremely valuable this season. The junior safety, who has also played CB (first career start vs. BC), sealed Maryland's victory over North Carolina (11/15) when he intercepted Cameron Sexton's final pass of the game with 49 seconds remaining. McCollough has a team-best four picks, tying for the most by a Terp since Dominique Foxworth had five in 2002.
- McCollough notched both his first career sack and fumble recovery against NC State (10/25). Earlier in the season, McCollough accounted for his third interception of the season when he tracked down an overthrown deep pass by Clemson QB Cullen Harper in Maryland's win over the Tigers (9/27). The play gave McCollough three picks in a six-quarter span dating back to the Eastern Michigan game (9/20). He had two vs. the Eagles, including one in the end zone during a first-half scoring threat.
- McCollough, who did not have any interceptions entering the season, currently leads the team, ranks tied for 10th in the ACC and tied for 39th in the nation in interceptions (0.33 pg).

TERP TRICKERY...

- Under first-year offensive coordinator **James Franklin**, Maryland's offense has developed into one for which the quarterback is not necessarily the only player to throw the ball. RB **Da'Rel Scott's** 9-yard TD pass to WR **Darrius Heyward-Bey** against Wake Forest (10/18) marked the second time this season a non-quarterback threw a TD pass for the Terps.
- Earlier this season in the game against Eastern Michigan (9/20), all three of Maryland's first-string wide receivers got involved in a trick play that resulted in a touchdown. Heyward-Bey took a handoff and threw a lateral to fellow WR **Danny Oquendo**, who threw a 43-yard TD pass to fellow WR **Isaiah Williams**. The play marked Oquendo's first career touchdown pass and Williams' first score of the season. Oquendo became Maryland's first non-quarterback to throw a touchdown pass since RB Josh Allen threw a 9-yard touchdown pass to Oquendo vs. Boston College on Nov. 18, 2006.
- Maryland's offensive creativity continued against Virginia (10/4). On the final play of the first half, QB **Chris Turner** connected with Williams for an 11-yard gain. Williams proceeded to shovel the ball to a streaking Heyward-Bey (25 yards), who tossed a lateral pass to Scott (nine yards). The play totaled 45 yards, making it the Terps' third-longest pass play of the season.

SPECIAL INDEED...

- Maryland's special teams unit has come up big all season long and that trend continued against North Carolina (11/15), as PK **Obi Egekeze** hit a game-winning 26-yard field goal.
- The special teams units' performance vs. North Carolina was hardly its first noteworthy one this season. During the game at Virginia Tech (11/6), freshman WR **Tony Logan** recovered a botched punt return at the Hokies 11-yard line during the third quarter to set up PK **Obi Egekeze's** second field goal of the game.
- During the win over NC State (10/25), Egekeze kicked the game-winning field goal and also hit a career-long 47-yarder. In the previous game against Wake Forest (10/18), Egekeze kicked four field goals to provide Maryland some breathing room. One week after LB **Adrian Moten** blocked a punt and WR **Torrey Smith** notched a 57-yard kickoff return in a win over Eastern Michigan (9/20), LS **Andrew Schmitt** recovered a muffed punt against Clemson (9/27) to set up a Maryland field goal in that upset victory.

BALTZ'S PUNTING PROWESS...

- P **Travis Baltz** has booted himself into the nation's elite at his position during his sophomore season. The Whitehouse, Ohio, native has punted 53 times for an average of 41.4 ypp, placing 36 percent of his punts (19 of 53) inside the opponents' 20-yard line.
- Baltz currently ranks first in the ACC and 37th in the nation in punting (41.4 ypp). Thanks in large part to Baltz, Maryland also leads the conference and ranks 16th nationally in net punting (37.6 ypp).
- Baltz earned first team All-ACC honors for his punting this season, marking the seventh time in the last eight seasons a Maryland punter has garnered all-conference honors.

NAVARRE'S DEFENSIVE LEADERSHIP...

- DL **Jeremy Navarre** has provided leadership for the Terps all season, and he had perhaps his best game of the year in the win over NC State (10/25). The senior sacked QB Russell Wilson for a loss of 12 during the fourth quarter, ensuring the Wolfpack had to punt rather than attempt a long field goal and setting up the Terps final drive. Navarre finished the game with six stops, including 2.5 TFLs, and one forced fumble.
- Navarre currently leads all conference defensive linemen and ranks tied for 38th in the ACC in tackles (5.2 pg). He also ranks tied for third on the team in sacks (2.5) and tied for fourth in PBUs (three).

BIG PLAY ABILITY...

- The Terps offense has notched 50 plays (17 rush/33 pass) of 20 yards or more so far this season. WR **Darrius Heyward-Bey** has accounted for 11 (eight receiving and three rushing) of the 50 plays and RB **Da'Rel Scott** has accounted for 11 (nine rushing and two receiving).

OFFENSIVE NOTES...

- The Maryland offense, which returned nine starters – its most since 1999 – and 23 letterwinners from last year, ranks among the ACC's leaders in passing offense (second - 207.4 ypg), total offense (third - 341.9 ypg), third down conversions (third - 40.4 percent) and first downs (fifth - 17.8 pg).
- During the off-season **Ralph Friedgen** handed control of the offense over to new offensive coordinator/assistant head coach **James Franklin**, enabling one of football's best young offensive minds to have an opportunity to call plays for the Terps. Formerly offensive coordinator at Kansas State, Franklin brought 13 years of offensive expertise back to College Park.

- The Terps entered their game against the Tar Heels (11/15) controlling the clock for an average just 26:32 per game, but a strong running game enabled them to possess the ball for 40:29 vs. North Carolina. That time of possession was Maryland's first of more than 40 minutes since a Sept. 25, 2004 game at Duke.
- Scott rushed for 129 yards on 29 carries, including a 3-yard TD run, against North Carolina (11/15), marking his fourth 100-yard rushing game of the season.
- RB **Davin Meggett** provided Maryland's ground game with a potent one-two punch vs. North Carolina (11/15), as he rushed for 86 yards on 13 carries to complement Scott in the Terps' backfield. Meggett scored his fourth rushing TD of the season when he ran in from 1-yard out during the second quarter to cap a 13-play, 80-yard drive.
- QB **Chris Turner** completed 16 of 31 passes for 141 yards against North Carolina (11/15) and managed the game well, rushing 9 yards for a first down on fourth-and-5 during the game-winning drive.
- Scott rushed for 163 yards on 23 carries against NC State (10/25), including a 24-yard TD run. His rushing total was the most by a Maryland player during an ACC game since Josh Allen rushed for 257 yards against Virginia Nov. 13, 2003.
- Meggett took over running duties on the Terps' final drive against NC State (10/25) following an injury to Scott, accounting for 51 total yards during the 15-play, 89-yard game-winning drive (five carries for 20 yards; one reception for 31 yards). Meggett also scored Maryland's second TD of the game when he ran in from 1-yard out during the second quarter and finished with 34 rushing yards.
- Turner managed the game against NC State (10/25) well despite poor weather conditions that hindered passing the football. Turner completed 9 of 20 passes for 126 yards with a 13-yard TD pass to TE **Dan Gronkowski** during the first quarter.
- Gronkowski had yet another strong performance against NC State (10/25). In addition to his 13-yard TD reception, he made a crucial 16-yard reception during the game-winning drive. He finished with three receptions for a team-high 37 yards.
- **Darrius Heyward-Bey** recorded five receptions for 92 yards, including a 63-yard TD reception from Turner on a slant pass during the third quarter at Virginia Tech (11/6). That play marked Heyward-Bey's eighth career gain of 50 yards or more, as well as his third such play this season.
- When the Hokies held the Terps' running game in check (11/6), Scott found other ways to contribute, catching a career-best five passes for a career-high-tying 57 yards.
- The Terps offense had a productive day vs. Wake Forest (10/18), netting 22 first downs and a then season-high 330 passing yards. Maryland's 470 total yards in that game were its second-most of the 2008 campaign (486 vs. Eastern Michigan).
- Turner and OL **Bruce Campbell** earned Atlantic Coast Conference Player of the Week honors for their performance vs. Wake Forest (10/18).
- Heyward-Bey recorded a career-high 11 receptions for a season-high 101 yards against the Demon Deacons (10/18), including his fourth receiving TD (fifth total TD) of the season on a 9-yard pass from Scott during the game's opening drive. Heyward-Bey's 11 catches tied for the sixth-highest single-game total in school history. In the first half alone, he caught a career-high eight balls for a season-high 94 yards. His performance marked his first 100-yard receiving game of the season and the fourth of his career.
- Turner completed a then career-high 28 of 41 passes for a season-high 321 yards, including a 50-yard TD strike to WR **Danny Oquendo** vs. the Demon Deacons (10/18) that enabled Turner to tie his career high with his seventh TD pass of the season. Turner's performance came against a Wake Forest team that was leading the nation in defensive pass efficiency entering the game.
- A 10-yard completion to Oquendo during the third quarter vs. Wake Forest (10/18) enabled Turner to become the 14th Maryland signal-caller to surpass 3,000 passing yards for his career.
- Scott took a handoff during opening drive of the game vs. Wake Forest (10/18) and completed a 9-yard TD pass to Heyward-Bey. The play marked the first career pass completion and TD pass for Scott, who threw an incomplete pass earlier this season vs. California (9/13). Scott added a game-high 73 rushing yards on 18 carries vs. the Demon Deacons.
- C **Edwin Williams** came up big for the Terps during their opening scoring drive against Wake Forest (10/18). The senior leader recovered a Maryland fumble at the Demon Deacon's 13-yard line to keep the drive alive, and the Terps proceeded to score its first TD of the game two plays later.
- WR **Ronnie Tyler** set career highs against Virginia (10/4) with five catches for 56 yards, both of which were team-highs.
- Heyward-Bey broke loose for a 76-yard run on a reverse play during the third quarter against Clemson (9/27), setting up Maryland's first TD and shifting momentum, as the team began its comeback bid. It was the longest run by Maryland player since Bruce Perry's 80-yard TD scamper against Wake Forest on Nov. 29, 2003, and the longest run surrendered by the Clemson defense since the 2000 season.
- Oquendo had four receptions for a team-high 49 yards against Clemson (9/27), but his statline did not tell the whole story. The senior wideout caught three passes and accounted for 43 of Maryland's 45 yards on the fourth-quarter, game-winning drive, accounting for three first downs.
- Turner had yet another solid performance in the win over No. 20 Clemson (9/27), completing 16 of 30 passes for 172 yards (one TD/ no interceptions). The TD pass, his sixth of the year, came on a 6-yard pass to WR **Torrey Smith** during the third quarter.
- Two plays after Heyward-Bey's 76-yard run against Clemson (9/27), Smith caught a 6-yard TD pass, cutting the margin to 17-13. It marked the first score of Smith's career and came on his fourth career reception. Smith added 92 kickoff return yards and led the team with 98 all-purpose yards. He also had a 170 all-purpose yards vs. Virginia (10/4), the second-highest total of his career. He accounted for a then career-high 184 vs. Eastern Michigan (9/20), including a career-long 57-yard kickoff return and a career-best 44-yard reception.
- Tyler was in the right place at the right time to make a key reception for the Terps against Clemson. With Maryland facing third-and-8 from the Clemson 28-yard line during the second quarter, Turner's pass deflected off Smith's back into the hands of Tyler for 13 yards and a first down. Tyler's big play enabled the possession to result in a field goal for the Terps.
- Enjoying its biggest offensive outburst of the season vs. Eastern Michigan (9/20), the Terps had season-highs in points (51), total yards (486) and passing touchdowns (three). The 51 points were the most by the Terps since a 55-21 win over Duke on Sept. 25, 2004. The 486 total yards of offense were the most since totaling 524 yards in an overtime win over North Carolina on Nov. 12, 2005.

ALL-TIME BOWL RESULTS

Record in Bowls: 9-11-2

Jan. 1, 1948 • Gator Bowl
Maryland 20, Georgia 20

Jan. 2, 1950 • Gator Bowl
Maryland 20, Missouri 7

Jan. 2, 1952 • Sugar Bowl
Maryland 28, Tennessee 13

Jan. 1, 1954 • Orange Bowl
Oklahoma 7, Maryland 0

Jan. 2, 1956 • Orange Bowl
Oklahoma 20, Maryland 6

Dec. 28, 1973 • Peach Bowl
Georgia 17, Maryland 16

Dec. 16, 1974 • Liberty Bowl
Tennessee 7, Maryland 3

Dec. 29, 1975 • Gator Bowl
Maryland 13, Florida 0

Jan. 1, 1977 • Cotton Bowl
Houston 30, Maryland 21

Dec. 22, 1977 • Hall of Fame Bowl
Maryland 17, Minnesota 7

Dec. 23, 1978 • Sun Bowl
Texas 42, Maryland 0

Dec. 20, 1980 • Tangerine Bowl
Florida 35, Maryland 20

Dec. 25, 1982 • Aloha Bowl
Washington 21, Maryland 20

Dec. 17, 1983 • Florida Citrus Bowl
Tennessee 30, Maryland 23

Dec. 22, 1984 • Sun Bowl
Maryland 28, Tennessee 27

Dec. 21, 1985 • Cherry Bowl
Maryland 35, Syracuse 18

Dec. 15, 1990 • Independence Bowl
Maryland 34, Louisiana Tech 34

Jan. 2, 2002 • FedEx Orange Bowl
Florida 56, Maryland 23

Dec. 31, 2002 • Chick-fil-A Peach Bowl
Maryland 30, Tennessee 3

Jan. 1, 2004 • Toyota Gator Bowl
Maryland 41, West Virginia 7

Dec. 29, 2006 • Champs Sports Bowl
Maryland 24, Purdue 7

Dec. 28, 2007 • Emerald Bowl
Oregon State 21, Maryland 14

IN THE RANKINGS

NCAA & ACC RANKINGS TEAM

Category	ACC	NCAA	Statistic
Rushing Offense	5th	72nd	134.5 ypg
Passing Eff. Offense	5th	77th	118.8 rating
Passing Offense	2nd	65th	207.4 ypg
Total Offense	3rd	76th	341.9 ypg
Scoring Offense	t-10th	100th	20.1 ppg
Rushing Defense	10th	74th	149.4 ypg
Pass Eff. Defense	10th	65th	127.0 rating
Pass Defense	10th	57th	205.6 ypg
Total Defense	9th	60th	356.9 ypg
Scoring Defense	8th	t-37th	21.4 ppg
Net Punting	1st	16th	37.6 nyp
Punt Returns	9th	89th	6.7 ypr
Kickoff Returns	4th	46th	21.7 ypr
Turnover Margin	11th	t-99th	-0.67 pg
Time of Possession	11th	105th	27:42 pg
Fewest Penalties	t-2nd	t-13th	4.6 pg
Fewest Yards Penalized	3rd	18th	40.5 pg
Punt Return Yardage Defense	2nd	7th	4.2 ypr

INDIVIDUAL

Name	Category	ACC	NCAA
Da'Rel Scott			
	Rushing Per Game (87.2)	2nd	44th
	All-Purpose Yards Per Game (102.7)	6th	89th
Chris Turner			
	Passing Efficiency (118.7 rating)	5th	74th
	Passing Yards Per Game (193.2)	3rd	58th
	Total Offense Per Game (181.5)	6th	78th
Darrius Heyward-Bey			
	Receiving Yards (51.0 pg)	8th	NR
Jamari McCollough			
	Interceptions Per Game (0.33)	t-10th	t-39th
Travis Baltz			
	Punting Average (41.4 pp)	1st	37th
Danny Oquendo			
	Punt Return Average (5.2 pr)	6th	65th
Torrey Smith			
	Kickoff Return Average (24.1 pr)	6th	45th
	All-Purpose Yards Per Game (107.8)	4th	78th
Obi Ekeze			
	Field Goals (1.25 pg)	t-4th	t-35th
	Scoring (6.1 ppg)	10th	NR
Alex Wujciak			
	Total Tackles (10.1 pg)	2nd	t-13th
Dave Philistin			
	Total Tackles (7.6 pg)	t-10th	t-100th
Moise Fokou			
	Sacks (0.42 pg)	t-13th	t-100th
Adrian Moten			
	Fumbles Recovered (0.22 pg)	t-5th	t-39th

(OFFENSIVE NOTES CONT...)

- Heyward-Bey continued to provide a spark for the Terps offense against EMU (9/20). The junior wideout snared a 32-yard TD strike from Turner during the second quarter to extend the Terps' lead to 24-7. In addition to his three receptions totaling 31 yards, Heyward-Bey rushed for a career-high 81 yards vs. Eastern Michigan on a pair of handoffs he took on reverse plays.
- Turner continued to spearhead a productive Terrapins offense against EMU (9/20), completing 15 of 23 passes for 212 yards with two TDs. In addition to the 32-yard TD pass to Heyward-Bey, Turner also found Gronkowski for a 4-yard score in the third quarter, marking the second consecutive game the duo hooked up for a touchdown. Turner was at his best against the Eagles on third down, completing 8 of 8 passes for 109 yards.
- Second-string QB **Josh Portis** rushed for a game-high and career-high 98 yards against EMU (9/20). His 8-yard TD run in the fourth quarter marked the first of his career and came after he accounted for all 80 yards (all rushing) during that drive. Portis' rushing total was the highest by a Maryland QB since Shaun Hill ran for 105 yards on five carries vs. Duke on Oct. 20, 2001.
- RB **Morgan Green** found the end zone on fourth-and-inches in the first quarter against EMU (9/20) to cap a 10-play, 80-yard drive. It was Green's first career TD, coming on the 10th carry of his career. Green added a 20-yard TD run in the second quarter, extending the Terps' lead to 17-0. The 20-yard run marked a career-long for Green, who finished the game with a career-high 40 yards on 12 carries.
- Meggett started the game against EMU (9/20) in place of Scott, who was nursing a shoulder injury, becoming the first Maryland true freshman TB to start a game since LaMont Jordan against Georgia Tech on Nov. 22, 1997. Meggett is the team's first true freshman running back to start since FB **Cory Jackson** did so vs. Wake Forest on Nov. 25, 2006, and the first true freshman to start since Campbell did so against Clemson on Oct. 27, 2007.
- Continuing to prove he is one of the nation's top young ball carriers this season, Scott rushed 19 times for 87 yards and two touchdowns vs. No. 23 Cal (9/13), despite playing less than three quarters (shoulder injury). He scored on runs of 24 and 1 yards on Maryland's first two drives of the game, helping to catapult the Terps to an early lead that proved insurmountable.
- Meggett replaced Scott at tailback in the third quarter against Cal (9/13) and the Terps ground attack did not miss a beat. Meggett rushed for a career-high 82 yards, including a 1-yard TD which proved to be the difference. He also had a career-long 38-yard scamper in the fourth quarter.
- Turner rebounded from a sub-par effort vs. MTSU (9/6) by completing 15 of 19 passes (78.9 percent) in the upset win over No. 23 Cal (9/13). That accuracy mark was the 10th-highest single-game completion percentage in school history, tying his own mark he set last season against Boston College (11/10). Turner finished the game with 156 passing yards and two TDs with no picks. Turner found Gronkowski for a 1-yard TD on the first play of the second quarter and later connected with Heyward-Bey in the third quarter for a 27-yard strike.
- Gronkowski (then career-high four receptions for 24 yards) and reserve **Lansford Watson** (career-high three receptions for 23 yards) were the team's leading receivers against Cal (9/13), marking the first time two tight ends led the team in receptions since John Waerig and Eric James did so against North Carolina on Oct. 23, 1999. Gronkowski caught a 1-yard TD pass from Turner on the first play of the second quarter. For Gronkowski, it was his second career touchdown and his first since a 2-yard score versus Florida State Oct. 28, 2006. He also added a TD reception vs. EMU (9/20).
- Scott turned in an impressive rushing performance vs. MTSU (9/6), rushing for 123 yards on 11 carries (11.2 ypc), including a career-long 63-yard burst for a TD on the Terps' second offensive play from scrimmage. That was the longest run by a Terp since Lance Ball ran for 65 yards versus Boston College (Nov. 19, 2005), and the team's longest run for a touchdown since Bruce Perry scored on an 80-yard run against Wake Forest Nov. 28, 2003. It was also Scott's longest play, surpassing a 57-yard reception he had last season versus BC.
- Heyward-Bey's 80-yard TD in the third quarter of the MTSU game (9/6) marked the second-longest of Heyward-Bey's career, trailing only the school-record 96-yarder he had versus Miami Nov. 11, 2006. It was the longest completion of Turner's career, surpassing a 78-yard TD pass to Jason Goode last season against Georgia Tech.
- Turner made his first start of the season in place of fellow QB **Jordan Steffy** (thumb injury) against MTSU (9/6), throwing for 207 yards, giving him at least 200 passing yards in seven consecutive games in which he started. Despite a solid performance that string was broken during the Cal game (9/13) as Turner threw for 156 yards.
- Making his first career start, Scott provided a record-setting performance vs. Delaware (8/30). The sophomore tailback rushed for 197 yards on 26 carries to set a school record for most rushing yards in season opener (old record: 177 by Charlie Wysocki vs. Villanova, Sept. 6, 1980). Scott's performance tied for 16th on the team's single-game list and was the most rushing yards by a Terp since Bruce Perry recorded 237 against Wake Forest on Nov. 29, 2003.
- Meggett also had an impressive debut vs. Delaware (seven rushes for 54 yards). His 14-yard TD run late in the third quarter was the first of his career and gave the Terps a 14-0 lead. Meggett became the first Maryland true freshman to score a TD in his first career game since Josh Allen had an 8-yard TD run vs. Eastern Michigan on Sept. 21, 2002.
- Following a hard-fought battle in preseason camp, Steffy, a senior, emerged as the Terps' No. 1 QB entering the season. Steffy was 10 of 18 for 115 yards in the season-opener. He suffered a thumb injury in the second half and is out of action indefinitely. Turner, a junior who entered the season as the backup, replaced Steffy in the Delaware game (8/30).
- The Terps quarterbacks operate behind a veteran-laden offensive line featuring five seniors among the top seven performers. C **Edwin Williams**, a 2008 All-ACC performer, anchors a line that boasts a collective 136 career starts. He is joined by fellow seniors RT **Scott Burley** and LG **Jaimie Thomas**. Sophomore **Bruce Campbell** starts at left tackle, while junior **Phil Costa** occupies the right guard spot. Seniors **Dane Randolph**, who was the starting right tackle for the first six games, and **Jack Griffin** also see significant action. Reserves **Danny Edwards**, **Andrew Gonnella** and **Paul Pinegar** round out the two-deep for a unit that was decimated by injuries last season.

DEFENSIVE NOTES...

- The Maryland defense, which has five starters back from 2007, ranks tied for 37th nationally in scoring defense (21.4 ppg).
- The defense boasts five players who have made at least 20 starts, including 47 and 43 career starts, respectively, for DL **Jeremy Navarre** and LEO **Trey Covington**. Navarre leads ACC defensive linemen and ranks tied for fourth on the team with 63 tackles.
- Several Maryland players rank among the conference leaders in key defensive categories. LBs **Alex Wujciak** and **Dave Philistin** rank second (10.1 pg) and tied for 10th (7.6 pg), respectively, in tackles. DB **Jamari McCollough** ranks tied for 10th in interceptions (0.33 pg). LB **Moise Fokou** ranks tied for 11th in TFLs (0.92 pg) and 13th in sacks (.42 pg).
- The Terps had allowed just three fourth-quarter points in ACC play until surrendering 13 points to Florida State (11/22) and seven to BC (11/29).
- Wujciak and Philistin paced the Maryland defense yet again versus Florida State (11/22), tallying 11 tackles apiece.
- DB **Anthony Wiseman** notched eight tackles and two PBUs versus the Seminoles (11/22). He leads the team with eight PBUs this season.
- Maryland halted six second-half North Carolina drives, including one that began at the MD 33-yard line (11/15). On the final drive (five plays, minus 2 yards), DL **Mack Frost** recorded his first sack of the season and McCollough sealed the victory with a pick.
- When North Carolina QB Cameron Sexton fumbled the ball during the second quarter of that game (11/15), LB **Adrian Moten** was there to recover it at the Terps' 34-yard line. Moten, who also recovered a fumble earlier this season at Clemson (9/27), leads the team in that category.
- Frost, Covington and DL **Jared Harrell** each recorded sacks vs. North Carolina (11/15).
- Fokou registered his team-leading fifth sack of the season when he took down Virginia Tech QB Sean Glennon for a loss of three during the second quarter of that game (11/6). DL **Travis Ivey** and LB **Rick Costa** also recorded sacks against the Hokies.
- Navarre helped the Terps shut down NC State (10/25) on its final drive when he sacked Russell Wilson for a loss of 12 yards. The Wolfpack was forced to punt and Maryland drove the length of the field for a game-winning field goal.
- Wujciak paced Maryland in tackles against NC State (10/25). Wujciak tallied a game-high 15 tackles and fell just short of his career high mark of 16 stops. Wujciak's effort helped compensate for the absence of Philistin, who left the game during the second quarter due to injury.
- When Philistin left the game against NC State (10/25) with an injury during the first half, fellow LB **Chase Bullock** filled in admirably. The senior registered a career-high 11 tackles and two PBUs while playing Will linebacker for the Terps.
- Freshman DL **Dion Armstrong** recorded the first sack of his career when he brought down QB Russell Wilson for a loss of two during the second quarter of the NC State game (10/25). McCollough did likewise when he sacked Wilson during the third quarter.
- Maryland's defense held the Demon Deacons scoreless despite a pair of drives that started at the Terps' 25 and 30-yard lines. For the game (10/18), Maryland limited Wake Forest to 14 first downs and 219 total yards, the latter of which represented the lowest total for an opponent since holding Florida International to 163 yards on Sept. 8, 2007. It was also the lowest output by an ACC foe since NC State netted 186 in 2005.
- The Terps' shutout of Wake Forest (10/18) marked the first time the team has held a ranked opponent scoreless since Sept. 24, 1955, when No. 5 Maryland beat No. 1 UCLA 7-0 at Chevy Chase Bank Field at Byrd Stadium.
- By holding Wake Forest scoreless (10/18), Maryland responded to a shutout loss by shutting out an opponent the ensuing game for the first time since 1957. In that season, Maryland lost to Duke 14-0 (10/5/57) before responding with a 27-0 win over the Demon Deacons the following week (10/12/57).
- The shutout of Wake Forest (10/18) was the Terps' first at home since keeping The Citadel off the scoreboard in a 61-0 win on Sept. 13, 2003. It was the team's first shutout of an ACC foe at home since topping Wake Forest 52-0 on Oct. 19, 1996. WFU was also shut out for the first time in 124 games. Maryland's most recent shutout came in the 2007 regular-season finale at NC State (37-0).
- Fokou burst through the opposing offensive line to sack QB Riley Skinner for a 7-yard loss during the fourth quarter vs. Wake Forest (10/18). That sack gave Fokou a team-high four on the season. Four other Terps (Covington, Philistin, Navarre and **Dean Muhtadi**) also got to Skinner. The five sacks tied a season high for the Terps (also vs. Cal, Sept. 13). Led by Navarre, Maryland also posted a season-high five PBUs vs. the Demon Deacons.
- After surrendering 260 total yards and 17 first downs in the first half to Clemson (9/27), the Maryland defense clamped down and turned in an exceptional second-half performance. The Terps limited the Tigers to no points, 112 total yards -- including just 26 rushing yards -- and only two first downs during the second half. It marked the first half of football this season in which Clemson was held scoreless.
- Wujciak was all over the field against Clemson (9/27), tallying a career-high 16 tackles and accounting for nearly 20 percent of the team's total stops. During Clemson's final fourth-quarter possession, Wujciak wrapped up Clemson QB Cullen Harper for no gain on fourth-and-1 from the Terps' 40-yard line as the Tigers were threatening to move into field-goal range and tie the game. Thanks to Wujciak's big play, the Maryland offense took over on downs and ran out the clock. Wujciak's tackle total was the most by a Maryland player since former Terp and current Minnesota Viking Erin Henderson had 18 against Virginia on Oct. 20, 2007.
- The Maryland defense, which is sixth in the ACC in sacks (2.2 pg), was able to get to the quarterback against EMU (9/20). Six players combined on three quarterback sacks vs. the Eagles. DLs Navarre and **Bemi Otulaja** and LBs Costa, Covington, Moten and Philistin each contributed half sacks in the defensive effort against EMU.
- Moten, who missed three games (Virginia, Wake Forest, NC State with a wrist injury, notched his first pick of the season and second of his career during the second quarter against Eastern Michigan (9/20) when he backpedaled and made an athletic play on QB Kyle McMahon's pass.
- Cal entered its game against the Terps (9/13) ranked sixth in the nation in rushing offense (297.0 ypg), but Maryland limited the Golden Bears to 38 rushing yards, including just 12 in the second half. The Terps added eight TFLs vs. Cal, which eclipsed their two-game total entering that game. The Terps defense did not surrender a TD to Cal until the 6:55 mark of the fourth quarter.

2008 INDIVIDUAL HONORS

TRAVIS BALTZ, P

First Team All-ACC ACSMA
ACC Co-Special Teams Player of the Week
Sept. 29 (Clemson)

SCOTT BURLEY, RT

Honorable Mention All-ACC ACSMA

BRUCE CAMPBELL, LT

ACC Offensive Lineman of the Week
Oct. 20 (Wake Forest)

OBI EGEKEZE, PK

Lou Groza Star of the Week Oct. 20 (Wake Forest)

RALPH FRIEDGEN

Paul Bryant Coach of the Year Award Watch List

DAN GRONKOWSKI, TE

Honorable Mention All-ACC ACSMA
Draddy Trophy Semifinalist
Academic All-American Nominee

DARRIUS HEYWARD-BEY, WR

Honorable Mention All-ACC ACSMA
Biletnikoff Award Watch List

JEREMY NAVARRE, DL

Honorable Mention All-ACC ACSMA

DA'REL SCOTT, RB

First Team All-ACC ACSMA
Maxwell Award Watch List (addition)
Doak Walker Award Watch List (addition)

JORDAN STEFFY, QB

Allstate AFCA Good Works Team One of 22 members

JAIMIE THOMAS, LG

Honorable Mention All-ACC ACSMA

CHRIS TURNER, QB

ACC Offensive Back of the Week Oct. 20 (Wake Forest)

EDWIN WILLIAMS, C

First Team All-ACC ACSMA
ACC Offensive Lineman of the Week
Nov. 17 (North Carolina)

ALEX WUJCIAK, LB

Second Team All-ACC ACSMA

ACC ALL-TIME WINNING PERCENTAGE

(All Games: Minimum Three Seasons)

Rk.	Coach, Team	Record	Pct.
1.	Bobby Bowden, Florida State	175-47-1	.787
2.	Frank Beamer, Virginia Tech	48-15-0	.762
3.	Danny Ford, Clemson	96-29-4	.760
4.	Lou Holtz, NC State	33-12-3	.719
5.	Ken Hatfield, Clemson	32-13-1	.707
6.	Jim Tatum, Maryland/UNC	41-19-2	.677
7.	Jerry Claiborne, Maryland	72-37-3	.656
8.	Dick Sheridan, NC State	52-29-3	.637
9.	Ralph Friedgen, Maryland	63-36-0	.636
10.	Dick Crum, UNC	72-41-3	.634

ACC ALL-TIME WINNING PERCENTAGE

(ACC Games: Minimum Three Seasons)

Rk.	Coach, Team	Record	Pct.
1.	Bobby Bowden, FSU	111-22-0	.835
2.	Jerry Claiborne, Maryland	46-11-1	.802
3.	Bill Murray, Duke	54-15-2	.775
4.	Frank Beamer, Virginia Tech	30-9-0	.769
5.	Danny Ford, Clemson	44-14-1	.754
6.	Lou Holtz, NC State	16-5-2	.739
7.	Jim Tatum, Maryland/UNC	21-9-2	.688
8.	Frank Howard, Clemson	66-30-2	.684
9.	Bo Rein, NC State	15-8-0	.652
10.	Ken Hatfield, Clemson	19-10-1	.650
11.	Dick Sheridan, NC State	31-18-1	.630
12.	Ralph Friedgen, Maryland	37-27-0	.578

TERPS OWN NATION'S LONGEST STREAK...

- During the last seven-plus seasons, Maryland has had three punters (Brooks Barnard, Adam Podlesh, and **Travis Baltz**), two long snappers (Jon Condo and **Andrew Schmitt**) and zero blocked punts. In fact, since the Wake Forest game in 1999 (Oct. 9), only three players (Barnard, Podlesh, Baltz) have started at punter.
- The Terrapins' streak without a blocked punt goes back 110 games, the longest in college football.
- The Terps have not had a punt blocked since Nov. 13, 1999 (Florida State). That amount of time became the longest in NCAA football when Georgia had a punt blocked by Ole Miss in 2006, snapping a streak which began earlier in the 1999 season.

(DEFENSIVE NOTES CONT...)

- Fokou accounted for Maryland's first sack of the season when he took down Cal QB Kevin Riley for a 4-yard loss to force a punt on the game's first drive. He added a second sack in the third quarter. In all, the Terps tallied a season-high five sacks against Cal (9/13). Fokou (2.0), Costa (1.5 sacks) and Harrell (1.0) and Muhtadi (0.5) each contributed to the barrage against Cal, which had surrendered just one sack on the season entering the game, and led the Pac-10 in fewest sacks allowed the previous two years. The five sacks were tied for the most by the Terps since they recorded six vs. Virginia Oct. 10, 2005.
- Barnes, who led the Terps with four interceptions a year ago, picked off a pass by Cal QB Kevin Riley during the first quarter of that game (9/13), returning it 17 yards to set up Maryland's second touchdown. Barnes added two PBUs, including one with a big hit on Cal RB Jahvid Best in the second quarter. Barnes nabbed his first INT of 2008 when he picked off a pass by Delaware WR Aaron Love on a flea-flicker during the opening drive of the second half of the win over the Blue Hens (8/30). He also recorded a forced fumble in the season-opening game.
- Wujciak's collegiate debut proved worth the wait. Seeing his first action against Delaware (8/30) after missing all of last season due to a knee injury, the sophomore got a hand on Delaware PK Jon Striefsky's 46-yard FG attempt in the second quarter, causing the kick to fall short of the uprights. It marked the first blocked field goal by Maryland since Navarre swatted one against Florida State (Oct. 28, 2006).
- FS **Terrell Skinner** is making the most of his first season as a starter for the Terps, having recorded a crucial late interception, the first of his career, to seal Maryland's season-opening victory over Delaware (8/30). Skinner added eight tackles and one PBU vs. MTSU (9/6) before suffering an ankle injury in the fourth quarter of that game. He missed two games, but returned for the matchup with Clemson (9/27) and has 10 stops over the last two games.
- Navarre, who leads active Terps with 11.5 career sacks, anchors a defensive line that replaced starters Dre Moore and Carlos Feliciano from a year ago. He is joined in the starting lineup by Ivey and Armstrong, though Frost, Otulaja, Muhtadi and **Deege Galt** also see action on the defensive line. Ivey is a fixture inside after returning from injury to play against Clemson (9/27). After three seasons at defensive end, Navarre bumped inside to tackle in the spring and has flourished. He ranks fifth on the team in tackles (44) which is tops among defensive linemen Navarre also ranks first in the ACC in tackles among defensive linemen (5.3 pg). Navarre has shown his versatility by moving back to end over the last three games.
- With the addition of Wujciak this season, the Terps have improved depth at linebacker, where three starters are back from 2007 in Covington, Philistin and Fokou. Covington has started 38 of the last 41 games at LEO, a hybrid defensive end/linebacker position. He and fellow LEO Costa form a productive tandem for the Terps defense. Philistin ranked fourth in the ACC in 2007 with 124 tackles, and is backed up by fellow senior Bullock. Fokou shares the strongside with his backup, Moten, who earned freshman All-America honors in 2007. LB **Ben Pooler** started the season as the backup at Mike LB, played in one game and is now sidelined with a season-ending knee injury.
- Barnes was the lone returning starter in the secondary and provided leadership for the unit (prior to his season-ending injury). Carroll and Wiseman shared time at the other CB spot before assuming the start spots vs. NC State (10/25). **Jeff Allen** joins Skinner atop the depth chart at safety, having served in a reserve role in 2007. USC transfer **Antwine Perez** and true freshman **Kenny Tate** provide depth at safety, and senior **Richard Taylor** served as a reserve CB until being sidelined with a season-ending knee injury. Perez made his first career start against Cal (9/13) in place of Skinner, who had an ankle injury. McCollough has played both cornerback and safety this year.
- The Terps have had at least one defensive player drafted into the NFL in each of the last 12 seasons, and 18 defensive players overall in that span, including DE Dre Moore last year, a draftee of Tampa Bay. Of the Maryland defenders selected, 11 have gone in the first three rounds, including first-round picks Chad Scott (1997) and Shawne Merriman (2005).

SPECIAL TEAMS NOTES...

- The Maryland special teams unit currently ranks among the ACC's leaders in PAT kicking (tied for first - 100 percent), opponents' on-side kicks allowed (tied for first - 0-for-3), net punting (first - 37.6 ypp), punt return yardage defense (second - 4.2 ypr) and kickoff returns (fourth - 21.7 ypr). The unit also is among the best in the nation in several categories, ranking seventh in punt return yardage defense and 16th in net punting.
- Several Maryland players rank among the conference leaders in key special teams categories. P **Travis Baltz** ranks first in punting (41.4 ypp), WR **Torrey Smith** ranks sixth in kickoff returns (24.1 ypr) and PK **Obi Egekeze** ranks tied for first in PAT kicking percentage (28 for 28), tied for fourth in field goals (1.25 pg) and eighth in kick scoring (6.1 ppg).
- Smith returned five kickoffs for 106 yards against Florida State (11/22), setting a Maryland record for kickoff return yards (990) in a season in the process.
- Egekeze's 26-yard field goal with 1:42 remaining provided the difference in Maryland's win over North Carolina (11/15). That conversion marked Egekeze's second game-winner in three games, as he hit one from 20 yards out to beat NC State under similarly poor weather conditions.
- Baltz punted five times for 176 yards vs UNC (11/15), including one that was downed at the Tar Heels' 1-yard line by DB **Terrell Skinner**.
- Smith registered the first blocked punt of his career during the third quarter against Virginia Tech (11/6) to give the Maryland offense the ball at its own 45-yard line. He also notched four receptions and 62 receiving yards as part of 163 all-purpose yards.
- During the game at Virginia Tech (11/6), freshman WR **Tony Logan** recovered a botched punt return at the Hokies 11-yard line during the third quarter to set up Egekeze's second field goal of the game. It marked Logan's first career fumble recovery.
- Egekeze connected on two of three field goals at Virginia Tech (11/6), including a 41-yarder during the second quarter.

FIVE TERPS ON LISTS FOR NINE NATIONAL AWARDS...

- Five Maryland players were on lists for nine national awards:
- Senior tight end **Dan Gronkowski** was named a semifinalist for the Draddy Trophy by the National Foundation & College Hall of Fame (NFF) on Oct. 1. Gronkowski is one of 164 football student-athletes vying for the award, which recognizes academic excellence by a collegiate football player. Gronkowski was not selected as one of the 16 finalists, who were announced on Oct. 29.
- Gronkowski was named to the preseason watch list for the John Mackey Award (top tight end in the nation) in an announcement in July by the Nassau County Sports Commission. Gronkowski is one of 30 student-athletes on the watch list, including three from the ACC (also Ryan Purvis of Boston College and Sam Wheeler of Virginia Tech).
- Senior linebacker **Dave Philistin**, who is the top returning tackler in the ACC, was on the watch list for three awards - the Butkus Award (top linebacker in the nation), the Lombardi Award (top lineman in the country) and Nagurski Trophy (top defender). He was placed on those lists just prior to the season.
- Senior center **Edwin Williams** was named to the watch list for the 2008 Rimington Trophy, which is bestowed upon the best center in college football, just prior to the season opener. Williams was among 42 players placed on the list, including one of two (also Ryan McMahon, Florida State) in the Atlantic Coast Conference. Williams also joins Philistin on the Lombardi Award watch list. Semifinalists were announced on Oct. 17 and neither Williams nor Philistin were chosen.
- Junior wide receiver **Darius Heyward-Bey** was placed on the watch list for the 2008 Maxwell Award, which is bestowed upon the college player of the year, just prior to the season. Heyward-Bey was joined on the list by sophomore running back **Da'Rel Scott** on Oct. 7. Scott was one of nine players nationally added to the list by the Maxwell Club. Semifinalists were announced in early November.
- Heyward-Bey is also on the watch list for the Biletnikoff Award, which honors the top wideout in the nation. That list was announced in late October.
- Scott was also on the watch list for the Biletnikoff Award, which honors the top wideout in the nation. Nine semifinalists were announced on Nov. 11 and Scott was not among them.

- Egekeze kicked a game-winning 20-yard field goal with six seconds left in Maryland's 27-24 victory over NC State (10/25). It was Egekeze's first career last-second, game-winning field goal, as well as the first for the Terps since Dan Ennis hit one to beat Clemson on Nov. 4, 2006. Egekeze also accounted for another career-best against the Wolfpack, booting a career-long 47-yard field goal during the second quarter.
- Smith returned four kickoffs for 85 yards vs. NC State (10/25). That performance gave him 618 kickoff return yards on the season and enabled Smith to set Maryland's single-season freshman record (previous mark: 566 by **Da'Rel Scott** in 2007).
- Egekeze connected on four field goals against Wake Forest (10/18), including a season-long 40-yard field goal during the second quarter. He added a 39-yarder near the end of the first half and field goals of 35 and 26 yards during the third quarter, setting a career high for field goals in a game. Egekeze's performance marked the first four field-goal game for Maryland since PK Dan Ennis connected on four at BC on Nov. 18, 2006.
- DB **Kevin Barnes** came off the edge to block Virginia PK Yannick Reyring's 38-yard field goal attempt during the fourth quarter of the Virginia game (10/4). It marked the first blocked field goal of Barnes' career, and the first by a Terp since LB **Alex Wujciak** blocked one in the season-opening victory over Delaware (8/30). Maryland has two blocked field goals in a season for the first time since 2004.
- Smith notched 144 kickoff return yards against Virginia (10/4). With two receptions for 26 yards, the redshirt freshman finished with a game-high 170 all-purpose yards.
- Baltz punted seven times for 307 yards (43.9 ypp) against Clemson (9/27), including three punts inside the Tigers' 20-yard line, continuing to help the Terps win the field position battle. Baltz' first quarter punt of 36 yards was caught by Barnes at the Clemson 5-yard line, forcing the Tigers to begin their second drive of the game deep in their own territory. For his efforts vs. the Tigers, Baltz earned the ACC co-Special Teams Player of the Week award.
- When Clemson WR Jacoby Ford muffed a punt return during the first quarter of that game (9/27), LS **Andrew Schmitt** was there to pounce on it, giving the Terps offense the ball at the Tigers' 18-yard line. It marked the first career fumble recovery for Schmitt. The play set up Maryland's first score of the game -- a 23-yard field goal by Egekeze seven seconds into the second quarter.
- The Maryland special teams unit had an outstanding performance against Eastern Michigan (9/20), making key plays in place-kicking, punt return coverage and kickoff returns. Egekeze converted all three of his field goal attempts (21, 23 and 33-yards), marking the first three-field goal game by a Maryland kicker since Egekeze booted three vs. NC State last season (11/24/07). Egekeze also placed four of his kickoffs in the end zone and adding a solo tackle on one of the six kicks which were returned.
- Smith returned four kickoffs for 126 yards vs. Eastern Michigan (9/20). That performance included a career-long 57-yard kickoff return to set up a touchdown.
- LB **Adrian Moten** blocked Patrick Treppa's punt following Eastern Michigan's first possession (9/20), marking the first blocked punt for the Terps since Josh Wilson blocked one against William & Mary on Sept. 2, 2006. DB **Dominique Herald** recovered the block and returned it 15 yards to give Maryland exceptional field position at the Eagles' 10-yard line.
- Wujciak got a hand on Delaware PK Jon Striefsky's 46-yard FG attempt in the second quarter, causing the kick to fall short of the uprights in the season-opening game (8/30). It marked the first blocked field goal by Maryland since DL **Jeremy Navarre** swatted one against Florida State (Oct. 28, 2006).
- After starting last season with an untested punter and place-kicker, Maryland has proven players occupying those positions this year. Egekeze and Baltz both provided strong performances during their first season at their respective positions in 2007. Egekeze connected on 17 of 23 FGAs and was perfect on all 36 PATs last year. Baltz earned freshman All-America honors in 2007 after averaging 43.1 yards per punt during conference play.
- WR **Danny Oquendo** is in his third season as the team's primary punt returner. With 20 returns for 104 yards in 2008, the sure-handed senior ranks eighth on the Terps all-time punt return yards list (445).
- Smith has handled the majority of the kickoff returns this year, accounting for a school-record 990 yards on 41 returns (24.1 ypr).
- Schmitt, a three-year starter at long-snapper, is in his final season with the Terps. After handling just long snaps (punts) up to this point in his career, Schmitt is also the short snapper (PAT/FG) this year.

MOST RUSHING YARDS FIRST THREE GAMES OF A SEASON BY A MARYLAND PLAYER

Rk.	Player (Years)	Game 1	Game 2	Game 3	Total Yards
1.	Bruce Perry (1999-03)	116 (North Carolina - 9/1/01)	133 (Eastern Michigan - 9/8/01)	276 (Wake Forest - 9/22/01)	525
2.	Steve Atkins (1975-78)	169 (Richmond - 9/11/76)	133 (West Virginia - 9/18/76)	215 (Syracuse - 9/25/76)	517
3.	Charlie Wysocki (1978-81)	161 (Villanova - 9/8/79)	178 (Clemson - 9/15/79)	139 (Miss. State - 9/22/79)	478
4.	Charlie Wysocki (1978-81)	177 (Villanova - 9/6/80)	144 (Vanderbilt 9/13/80)	149 (West Virginia - 9/20/80)	470
5.	Mark Mason (1990-93)	83 (Virginia - 9/5/92)	164 (NC State - 9/12/92)	167 (West Virginia - 9/19/92)	414
6.	Da'Rel Scott (2007-08)	197 (Delaware - 8/30/08)	123 (Middle Tennessee State - 9/6/08)	87 (California - 9/13/08)	407
7.	Steve Atkins (1975-78)	110 (Tulane - 9/9/78)	118 (Louisville - 9/16/78)	162 (North Carolina - 9/23/78)	390
8.	LaMont Jordan (1997-00)	41 (Temple - 9/2/99)	158 (Western Carolina - 9/11/99)	164 (West Virginia - 9/18/99)	363

**"HE HAS THE COMPLETE PACKAGE OF SKILLS
TO MAKE MARYLAND AN ANNUAL CONTENDER
FOR THE ACC CHAMPIONSHIP.
RALPH FRIEDGEN IS THE REAL DEAL."
-- ATLANTA JOURNAL CONSTITUTION**

Head Coach

Ralph

FRIEDGEN

MARYLAND '70

EIGHTH YEAR AT MARYLAND

EIGHT SEASONS • SIX BOWLS

2002 ORANGE BOWL, 2002 PEACH BOWL

2004 GATOR BOWL, 2006 CHAMPS SPORTS BOWL,

2007 EMERALD BOWL, 2008 ROADY'S HUMANITARIAN BOWL



RALPH FRIEDGEN IS IN HIS EIGHTH YEAR AS HEAD COACH AT THE UNIVERSITY OF MARYLAND WITH A REPUTATION AS ONE OF THE TOP OFFENSIVE MINDS IN COLLEGE FOOTBALL.

FRIEDGEN HAS LIFTED THE TERRAPINS TO UNPRECEDENTED HEIGHTS IN HIS TENURE, TAKING THE TEAM TO SIX BOWL GAMES, INCLUDING A PAIR OF NEW YEAR'S DAY APPEARANCES, AND A SCHOOL RECORD THREE STRAIGHT BOWL VICTORIES. PRIOR TO FRIEDGEN'S ARRIVAL, MARYLAND HAD JUST ONE BOWL GAME APPEARANCE IN THE PREVIOUS 15 SEASONS.

There has also been extraordinary fan support in his tenure, with the top four average single-season home attendance marks occurring in the last eight years. In addition, 20 of the top 25 crowds in the history of Chevy Chase Bank Field at Byrd Stadium have taken place since 2001.

He is the 33rd head coach in school history and ranks fourth in Maryland annals in career winning percentage (.636). Friedgen also has the ninth-best winning percentage in Atlantic Coast Conference history.

After spending the last two years as head coach and offensive coordinator, Friedgen relinquished that difficult dual role after the 2007 season to refocus on being the CEO of the football program.

In his first season as offensive coordinator since becoming head coach, he directed the team to a 9-4 record, marking the fourth nine-win campaign in the previous six seasons and 13th in school history. The Terps culminated the 2006 season with a convincing 24-7 victory over Purdue in the Champs Sports Bowl.

Friedgen led the team to another bowl appearance last season despite having to persevere through numerous injuries as only three offensive players started all 13 games.

In all there were 17 members of the two-deep which missed at least one game.

In spite of the injuries, Friedgen had the Terps at their best against the toughest competition as Maryland defeated a pair of top 10 teams in 2007. In 115 years of football, the Terps had never defeated two top-10 teams in the same season.

The wins over No. 10 Rutgers and No. 8 Boston College put the Terps among elite company nationally as well. Maryland was one of only four teams in the country (also LSU, Kentucky and Illinois) to defeat two top-10 teams during the 2007 campaign.

The 2008 regular season saw the Terps compete for the Atlantic Division title until the final two weeks of the year, reach a bowl game for the third straight season and down four ranked teams, joining Florida and Oklahoma as the only ones to beat at least four Top 25 squads.

A long-time successful assistant coach at Georgia Tech, where he was credited with overseeing one of the nation's most potent offensive attacks, Friedgen continues to build a new level of pride and glory to his alma mater's football program, guiding the Terps to a 63-36 record, including an ACC title and a pair of second-place finishes.

Not only were his 50 wins after six seasons more than those of Terps legend Jerry Claiborne, they also fall just shy of the all-time ACC mark of 51, set by Clemson's Danny Ford in the early 1980s. In addition, in his first three seasons at the helm of the Terrapin program, Friedgen became the first coach in conference lore to lead a team to three-straight seasons of 10 wins or more, while his 36 wins in his first four years ranked him in the top 10 in NCAA history, surpassing the fourth-year marks of coaches such as Frank Leahy and Joe Paterno.

The consensus national coach of the year in 2001 after leading Maryland to its first ACC championship since 1985, Friedgen and company have returned Maryland to prominence on the national scene. The Terrapins have won more games (63) in the eight seasons under Friedgen than they had in the 14 years prior to his arrival (55).

Long overlooked as a head-coaching candidate, the 1970 Maryland graduate was tapped as the Terps' head football coach following the 2000 season, and he wasted no time in returning the program to the glory days it achieved when Friedgen was an assistant to Bobby Ross in the 1980s.

Seven years ago, in his first season as the Terps' grid boss, Maryland won its first seven games and eventually halted Florida State's reign as perennial ACC champion, earning the league's automatic berth in the Bowl Championship Series' FedEx Orange Bowl. By winning the ACC title that season, Friedgen became the first mentor in league history to win the championship in his first year as a head coach.

In 2002, despite a 1-2 start and without 19 seniors from the previous year, the Terps made their way back to a major bowl game, winning 10 of their last 11 games and finishing in a tie for second in the ACC. The 2003 campaign provided a bit of déjà vu for Friedgen and the Terrapins as they again started 1-2, and again ran off 10 wins in their final 11 games to earn a second New Year's bowl bid in three years.

By winning 11 games in 2002, Friedgen became just the second coach in school history to hit that mark, matching Claiborne's 11-win campaign in 1976.

The 2006 team started 3-2 before reeling off a five-game winning streak, which placed them in the midst of the ACC Atlantic Division race. The Terps lost to eventual champion Wake Forest on the final game of the regular season, but Maryland was a force in the league race throughout the year, enabling it to earn the fourth slot among ACC postseason bids and a trip to Orlando, Fla., for the Champs Sports Bowl.

Friedgen's teams have had some impressive performances in their five previous bowl appearances. The Terps posted lopsided victories over Tennessee (30-3) in the Chick-fil-A Peach Bowl and over West Virginia (41-7) in

the Toyota Gator Bowl. In all, Maryland has out-scored its last four bowl opponents, 109-38.

His offensive success notwithstanding, Friedgen's teams at Maryland have been solid on defense, ranking among the nation's leaders annually while producing the ACC's Defensive Player of the Year in three of the last eight seasons (E.J. Henderson in 2001 and 2002; D'Qwell Jackson in 2005).

Named the winner of the Frank Broyles Award as the top assistant coach in the country in 1999 while at Tech, Friedgen brought 32 years of assistant coaching experience (including 21 as an offensive coordinator either in college or the NFL) with him in his return to College Park.

The 61-year-old Friedgen (pronounced FREE-jun) owns the rare distinction of coordinating the offense for both a collegiate national champion (Georgia Tech in 1990) and a Super Bowl team (San Diego in 1994).

Friedgen spent 20 seasons with the aforementioned Ross in coaching stops at The Citadel, Maryland, Georgia Tech and the NFL's San Diego Chargers. He returned to Tech in 1997, where he served another successful stint as offensive coordinator and quarterbacks coach under good friend George O'Leary, now the head coach at the University of Central Florida.

A 1970 graduate of Maryland, where he earned a degree in physical education, Friedgen launched his coaching career as a graduate assistant before heading off to a series of jobs that included The Citadel (1973-79), William & Mary (1980) and Murray State (1981).

In 1982, he returned to Maryland as offensive coordinator and offensive line coach under Ross, with Friedgen's tenure lasting until 1986. During that stretch, the Terps captured three consecutive ACC championships (1983-85) and played in four bowl games. All told, the Terrapins were 39-15-1 from 1982-86 and won two bowl games (the Sun Bowl in 1984 and the Cherry Bowl in 1985). It is the type of success Friedgen has reinstalled in his current group of Terrapins.


The Ross-Friedgen connection began in 1973, when Ross hired the former Maryland offensive guard as defensive line coach at The Citadel. Friedgen spent seven seasons at The Citadel, the last three as offensive coordinator and offensive line coach. He then worked one season (1980) as offensive coordinator at William & Mary and one season (1981) as assistant head coach at Murray State before Ross tapped him to be his offensive coordinator at Maryland in 1982.

FRIEDGEN VS. THE ACC

vs. Boston College	1-3
vs. Clemson	5-3
vs. Duke	4-0
vs. Florida State	2-6
vs. Georgia Tech	3-3
vs. Miami	1-0
vs. North Carolina	5-1
vs. NC State	6-2
vs. Virginia	4-4
vs. Virginia Tech	0-3
vs. Wake Forest	6-2
OVERALL	37-27

FRIEDGEN AT A GLANCE

Overall Record (Year)	63-36 (8th)
Record at Maryland	Same
ACC Record	37-27
Non-Conference Record	25-8
Home Record	39-12
Road Record	20-21
Neutral Record	4-3
Bowl Record	3-2



FRIEDGEN'S BOWL HISTORY

9-5 Overall, 3-2 as a head coach

(years as head coach in bold)

1982 Aloha Bowl (Washington 21, Maryland 20)
1983 Citrus Bowl (Tennessee 30, Maryland 23)
1984 Sun Bowl (Maryland 28, Tennessee 27)
1985 Cherry Bowl (Maryland 35, Syracuse 18)
1990 Citrus Bowl (Georgia Tech 45, Nebraska 21)
1991 Aloha Bowl (Georgia Tech 18, Stanford 17)
1997 Carquest Bowl (Georgia Tech 35, WVU 30)
1998 Gator Bowl (Georgia Tech 35, Notre Dame 28)
1999 Gator Bowl (Miami 28, Georgia Tech 13)
2001 Orange Bowl (Florida 56, Maryland 23)
2002 Peach Bowl (Maryland 31, Tennessee 3)
2003 Gator Bowl (Maryland 41, West Virginia 7)
2006 Champs Sports Bowl (Maryland 24 vs. Purdue 7)
2007 Emerald Bowl (Oregon State 21, Maryland 14)
2008 Rody's Humanitarian Bowl (Maryland vs. Nevada)



During his five-year stay at Maryland under Ross, Friedgen was instrumental in the development of future pro quarterbacks Boomer Esiason, Frank Reich and Stan Gelbaugh, all of whom spent at least 10 seasons in the National Football League. Esiason played professionally from 1984-97, Reich from 1985-98 and Gelbaugh from 1986-95.

Friedgen followed Ross to Georgia Tech in 1987, becoming the Yellow Jackets' offensive coordinator and quarterbacks coach for the next five seasons, including the 1990 campaign when Tech, unranked in the preseason, captured the national championship with an 11-0-1 record. The national title came just two years after the Jackets had posted back-to-back seasons of three wins or less.

When Ross was named head coach of the San Diego Chargers in 1992, he tapped Friedgen to serve as running game coordinator for two seasons (1992-93) before elevating him to offensive coordinator in 1994, when the Chargers advanced to the Super Bowl for the first time in franchise history. During his time with the Chargers, Friedgen helped a club that had not made the playoffs in a decade reach postseason play three times in five seasons.

Known for developing balanced offensive attacks with multiple looks, Tech was one of only two teams in the country in 1999 to average at least 200 yards rushing and 200 yards passing. Tech also accomplished the feat under Friedgen's guidance in 1990, '91 and '98. The 1999 team, with Joe Hamilton at quarterback, set 59 school records, rewriting many marks established by the 1990 national championship team, which was led by another Friedgen pupil, Shawn Jones (1989-92). Friedgen was a finalist for the Broyles Award as the nation's top assistant coach in 1998 when the Ramblin' Wreck set a then-school record with 50 touchdowns.

The first Maryland alum since Bob Ward (1967-68) to serve as the Terps' head football coach, Friedgen originally came to Maryland as a quarterback in the mid-'60s and spent most of his career as an offensive lineman, lettering in 1966 and '68 and capturing Academic All-ACC honors. He was a two-time winner of the George C. Cook Memorial Award (1968-69) for having the highest academic average on the football team.

Friedgen's coaching roots run deep. His father, also named Ralph (though not a "Sr."), was a high school coach for more than 30 years and masterminded, among other teams, the 1964 Westchester County (N.Y.) High School team that went undefeated and averaged 44 points per game running what was then an unusual multiple offense. It was an offense run by a 190-pound quarterback later recruited by Maryland who shared his name. Maybe as a sign of things to come, the younger Ralph called all of his team's offensive plays from his junior year on.

Friedgen and his wife, the former Gloria Spina, have three daughters: Kelley, Kristina and Katie. Gloria is the Coordinator of Alumni Affairs and Outreach for the College of Health and Human Performance at Maryland while both serve on that college's Board of Visitors. Kelley is in her first year at Merck and Co.; Kristina graduated from Maryland in 2008 after majoring in theater; and Katie is her third year at Maryland, majoring in art.

Friedgen was honored for his dedication to his family in June of 2007 when he named father of the year by the Washington D.C. Father's Day Council.

THE FRIEDGEN FILE FAST FACTS

Full Name	Ralph Harry Friedgen
Pronunciation	FREE-jun
Date of Birth	April 4, 1947
Hometown	Harrison, N.Y.
Alma Mater	Maryland, '70
Family	Wife, Gloria; daughters, Kelley (31), Kristina (22), Katie (20)
Playing Experience	Guard, two letters at Maryland (1966 and '68)
Years in Coaching (College)	39 (34)

COACHING EXPERIENCE MARYLAND

2008-	Head Coach
2006-07	Head Coach/Offensive Coordinator
2001-05	Head Coach

GEORGIA TECH

1997-2000	Assistant Coach - Offensive Coordinator/Quarterbacks
-----------	--

SAN DIEGO CHARGERS

1994-96	Assistant Coach - Offensive Coordinator
1992-93	Assistant Coach - Running Game Coordinator/H-Backs/Tight Ends

GEORGIA TECH

1987-91	Assistant Coach - Offensive Coordinator/Quarterbacks
---------	--

MARYLAND

1982-86	Assistant Coach - Offensive Coordinator/Offensive Line
---------	--

MURRAY STATE

1981	Assistant Head Coach
------	----------------------

WILLIAM & MARY

1980	Assistant Coach - Offensive Coordinator
------	---

THE CITADEL

1977-79	Assistant Coach - Offensive Coordinator
1973-76	Assistant Coach - Defensive Line

MARYLAND

1969-72	Graduate Assistant
---------	--------------------

"YOU ALWAYS HEAR ABOUT GREAT MIDDLEWEIGHTS WHO ARE 'POUND FOR POUND' THE BEST FIGHTERS IN THE WORLD. THAT'S MEANT AS A COMPLIMENT TO SMALLER MEN. RALPH IS NOT A SMALL MAN, BUT POUND FOR POUND HE'S STILL THE BEST OFFENSIVE COACH IN THE COUNTRY."
-- ESPN'S IVAN MAISEL

Coaching Staff



JAMES
Franklin

**ASSISTANT HEAD COACH/
OFFENSIVE COORDINATOR/
QUARTERBACKS**
SIXTH YEAR AT MARYLAND



TOM
Brattan

OFFENSIVE LINE
EIGHTH YEAR AT MARYLAND



JOHN
Donovan

RUNNING BACKS
EIGHTH YEAR AT MARYLAND



LEE
Hull

WIDE RECEIVERS
FIRST YEAR AT MARYLAND



KEVIN
Lempa

SECONDARY
SECOND YEAR AT MARYLAND



AL
Seamonson

**INTERIM DEFENSIVE
COORDINATOR/
LINEBACKERS**
EIGHTH YEAR AT MARYLAND



DAVE
Sollazzo

**DEFENSIVE LINE/
RECRUITING
COORDINATOR**
EIGHTH YEAR AT MARYLAND



DWIGHT
Galt

**DIRECTOR OF STRENGTH
AND CONDITIONING**
21ST YEAR AT MARYLAND



JEMAL
Griffin

**DIRECTOR OF FOOTBALL
OPERATIONS**
THIRD YEAR AT MARYLAND

Football Support Staff



Ryan Steinberg
Assistant Recruiting Coordinator



Ron Ohringer
Head Equipment Manager



Kevin Glover
Director of Character Education



Jonah Bassett
Football Video Director



Kyle Schmitt
Graduate Assistant



Brian White
Interim Tight Ends/
Special Teams Assistant



Henry Baker
Interim Linebackers Assistant



Delbert Cowsette
Football Intern



Darryl Conway
Assistant Athletics Director/
Sports Medicine



Wes Robinson
Head Football
Athletic Trainer



Matt Charvat
Associate Head
Athletic Trainer



Heather Arianna
Associate Director
of ASCDU



Walt Holliday
Assistant Director
of ASCDU



Dahlia Levin
Head Learning
Specialist for Football



Kendra Greene
Academic Program
Coordinator



Corliss Fingers
Assistant Strength &
Conditioning Coach



Mike Szemborski
Assistant Strength &
Conditioning Coach



Kala Flagg
Rehabilitation Coordinator



Nathaniel Park
Assistant Equipment
Manager



Eric Workman
Maryland State Police



Mike Mattia
Team Administrative
Coordinator



Paula Broglio
Administrative
Assistant



Jess Klaube
Academics Intern



Shawn Nestor
Associate Media
Relations Director



Matt Bixenstine
Media Relations
Assistant

Bowl Depth Chart

OFFENSE

WR-X	82	Torrey Smith	6-1	200	Fr.-RS
	84	Isaiah Williams	6-3	200	Sr.-3V
	7	Adrian Cannon	6-2	204	So.-1V
	85	Tony Logan	5-10	180	Fr.-RS
LT	74	Bruce Campbell	6-7	285	Sr.-1V
	71	Paul Pinegar	6-4	275	So.-1V
	73	Stephen St. John	6-6	300	Fr.-RS
LG	76	Jaimie Thomas	6-4	330	Sr.-3V
	78	Andrew Gonnella	6-5	285	Fr.-RS
	70	Lamar Young	6-4	330	Fr.-RS
C	60	Edwin Williams	6-3	315	Sr.-3V
	65	Danny Edwards	6-1	276	So.-SQ
RG	72	Phil Costa	6-3	300	Jr.-1V
	67	Jack Griffin	6-6	308	Sr.-3V
	78	Justin Lewis	6-4	320	Fr.-HS
RT	77	Scott Burley	6-5	335	Sr.-3V
	75	Dane Randolph	6-5	300	Sr.-3V
	63	R.J. Dill	6-6	274	Fr.-HS
TE-Y	13	Dan Gronkowski	6-6	255	Sr.-2V
	45	Tommy Galt	6-5	260	Jr.-1V
	89	Matt Furstenburg	6-4	230	Fr.-HS
QB	10	Chris Turner	6-4	210	Jr.-1V
	19	Jordan Steffy	6-1	209	Sr.-3V
or	12	Josh Portis	6-4	210	Jr.-SQ
	11	Jamarr Robinson	6-0	190	Fr.-RS
TB	23	Da'Rel Scott	5-11	192	So.-1V
	41	Davin Meggett	5-8	210	Fr.-HS
	5	Morgan Green	5-11	215	So.-SQ
	16	Rashad Henry	5-9	185	Sr.-SQ
or	25	Dan Bonato	5-8	182	So.-SQ
FB	38	Cory Jackson	6-1	245	Jr.-2V
	36	Taylor Watson	6-2	235	Fr.-RS
	30	Haroon Brown	5-10	257	So.-1V
WR-Z	8	Darrius Heyward-Bey	6-3	206	Jr.-2V
	83	Emani Lee-Odai	6-2	200	So.-1V
	88	Quintin McCree	6-2	185	Fr.-RS
WR-F	17	Danny Oquendo	6-0	190	Sr.-3V
	24	Ronnie Tyler	5-10	190	Fr.-RS
TE-F	80	Lansford Watson	6-4	250	Fr.-RS

Injured:

OL	79	Tyler Bowen	6-6	322	Fr.-RS
WR	3	LaQuan Williams	6-1	180	So.-1V
WR	25	Kevin Dorsey	6-2	195	Fr.-HS

SPECIAL TEAMS

PK	39	Obi Egekeze	6-2	210	Sr.-2V
	32	Nick Wallace	5-9	195	So.-TR
	81	David May	5-11	196	Jr.-SQ
	26	Mike Barbour	5-10	165	Fr.-HS
KO	39	Obi Egekeze	6-2	210	Sr.-2V
	81	David May	5-11	196	Jr.-SQ
	35	Travis Baltz	6-2	200	So.-1V
	32	Nick Wallace	5-9	195	So.-TR
P	35	Travis Baltz	6-2	200	So.-1V
	37	Ted Townsley	6-0	184	So.-TR

DEFENSE

DE	40	Jeremy Navarre	6-3	285	Sr.-3V
	91	Mack Frost	6-5	252	Sr.-3V
or	57	Jared Harrell	6-5	265	Jr.-SQ
NT	92	Dion Armstrong	6-1	303	Fr.-RS
	96	Olugbemi Otulaja	6-0	285	Sr.-1V
	98	A.J. Francis	6-5	310	Fr.-HS
DT	90	Travis Ivey	6-4	325	Jr.-1V
	97	Dean Muhtadi	6-3	295	Sr.-1V
LEO	55	Trey Covington	6-3	240	Sr.-3V
	58	Derek Drummond	6-3	232	Fr.-RS
	47	Jeff Clement	6-2	239	Jr.-1V
SAM	48	Moise Fokou	6-2	225	Sr.-2V
	20	Antwine Perez	6-1	200	So.-TR
	51	Aaron Ball	6-0	224	Sr.-SQ
MIKE	33	Alex Wujciak	6-3	255	So.-SQ
	44	Chase Bullock	6-2	234	Sr.-1V
	45	Alex Schultz	6-1	235	Sr.-SQ
WILL	34	Dave Philistin	6-2	231	Sr.-3V
	54	Adrian Moten	6-2	221	So.-1V
	59	Demetrius Hartsfield	6-1	225	Fr.-HS
	53	Hakeem Sule	5-11	210	Jr.-SQ
CB	6	Anthony Wiseman	5-10	185	Jr.-2V
	37	Cameron Chism	6-0	185	Fr.-HS
	26	Michael Carter	5-11	175	Fr.-RS
	21	Trenton Hughes	5-11	175	Fr.-RS
FS	1	Terrell Skinner	6-3	214	Jr.-2V
	22	Drew Robinson	5-10	197	Sr.-1V
	15	Austin Walker	6-0	185	Fr.-RS
SS	29	Jeff Allen	6-1	190	Sr.-3V
	18	Kenny Tate	6-4	215	Fr.-HS
CB	14	Nolan Carroll	6-1	202	Jr.-2V
	4	Jamari McCollough	5-11	195	Jr.-SQ

Injured:

LB	42	Ben Pooler	6-2	230	Fr.-RS
DB	2	Kevin Barnes	6-1	188	Sr.-3V
DB	9	Richard Taylor	5-11	193	Sr.-2V
DB	27	Dominique Herald	5-11	190	So.-1V

PR	17	Danny Oquendo	6-0	190	Sr.-3V
	18	Kenny Tate	6-4	215	Fr.-HS
KR	82	Torrey Smith	6-1	200	Fr.-RS
	18	Kenny Tate	6-4	215	Fr.-HS
H	35	Travis Baltz	6-2	200	So.-1V
	11	Jamarr Robinson	6-0	190	Fr.-RS
LS	31	Andrew Schmitt	6-0	236	Sr.-3V
	64	Tim Downs	6-0	245	Fr.-RS
SS	31	Andrew Schmitt	6-0	236	Sr.-3V
	64	Tim Downs	6-0	245	Fr.-RS

Terrapin Profiles

JEFF Allen



29

DB • 6-1 • 192 • Sr. • 3V
Woodbridge, Va.
(DeMatha HS)

A fourth-year defensive back who is in his first year as the starting strong safety ... saw significant action on special teams his first three seasons and increased time in the secondary in 2007 ... has played in every game (49) since the beginning of his true freshman season (2005).

2008 Highlights: Started all 12 games at SS ... ranks tied for fourth on the team and tied for 38th in the ACC in tackles (5.2 pg) ... made first career start vs. Delaware (8/30) ... tied for team lead with a career-high nine tackles, including a career-best seven solo stops, vs. MTSU (9/6) ... also posted his first career tackle for loss against MTSU ... contributed six tackles and his first PBU of the season vs. Cal (9/13) ... equaled his career high with nine tackles at Clemson (9/27), setting a career high for tackles in a season in the process ... had five tackles and a crucial PBU during the final series vs. North Carolina (11/15) ... graded out as the top DB vs. the Tar Heels ... had six stops vs. Florida State (11/22).

Allen's Career Statistics

Defense	G-GS	UT	AT	TT	TFL	Sacks	FC	FR	PBU	Int.
2005	11-0	4	4	8	0-0	0.0-0	0	0	0	0-0
2006	13-0	8	4	12	0-0	0.0-0	0	0	1	0-0
2007	13-0	13	15	28	0.0-0	0.0-0	1	0	2	0-0
2008	12-12	31	32	63	2.0-3	0.0-0	0	0	2	0-0
Career	49-12	56	55	111	2.0-3	0.0-0	1	0	5	0-0

DION Armstrong



92

DL • 6-1 • 303 • Fr. • RS
Fort Valley, Ga.
(Peach County HS)

A second-year interior defensive lineman who served a redshirt season in 2007 ... one of four redshirt freshmen to start this season (along with Torrey Smith, Lansford Watson and Taylor Watson).

2008 Highlights: Has played in all 12 games, starting the last three contests at defensive tackle ... had three tackles on three occasions - vs. Eastern Michigan (9/20), vs. Wake Forest (10/18) and vs. NC State (10/25) ... first career sack against the Wolfpack when he took down QB Russell Wilson for a loss of two ... also registered his first career forced fumble in that game ... made his first career start, tallying a career-high six tackles at Virginia Tech (11/6).

Armstrong's Career Statistics

Defense	G-GS	UT	AT	TT	TFL	Sacks	FC	FR	PBU	Int.
2008	12-3	7	15	22	1.0-2	1.0-2	1	0	0	0-0

TRAVIS Baltz



35

P/PK • 6-2 • 200 • So. • 1V
Whitehouse, Ohio
(Anthony Wayne HS)

A two-year starter at punter who earned freshman All-America and freshman All-ACC honors in 2007 ... an all-conference performer this season ... has played in each of the last 25 games ... finished 2007 ranked seventh in the ACC in punting average (40.9 ypp) ... was most impressive during the rugged conference schedule, averaging 43.1 yards per punt in eight ACC contests.

2008 Highlights: A first team All-ACC choice by AP/ACSM, marking the seventh time in the last eight seasons a Maryland punter has garnered conference recognition ... ranks first in the ACC and 37th nationally in punting (41.4 ypp) ... has dropped 36 percent of his punts (19 of 53) inside the opponents' 20-yard line ... has nine punts of 50 yards or more ... averaged 47.8 ypp, along with a punt of 55 yards against Cal (9/13) ... had a long punt of 53 yards and three of seven punts land inside the 20-yard line vs. Clemson (9/27) ... accounted for the second-highest single-game punting average of his career (49.5 ypp) against NC State (10/25), including a 54-yard punt that pinned the Wolfpack at their own 1-yard-line ... booted a season-long punt of 59 yards and landed three punts inside the 20-yard line at Virginia Tech (11/6) ... had two of six punts land inside the 20 vs. Boston College (11/29) ... three of them were fair caught.

Baltz's Career Statistics

Punting	G-GS	Punts	Yds	Avg	I20	I10	LP
2007	13-13	68	2,782	40.9	16	5	65
2008	12-0	53	2,194	41.4	19	6	59
Career	25-0	121	4,976	41.1	35	11	65

KEVIN Barnes



2

DB • 6-1 • 188 • Sr. • 3V
Glen Burnie, Md.
(Old Mill HS)

A fifth-year defensive back who had a team-high four picks last season, the most by a Terp since Dominique Foxworth had five in 2002 ... his six career interceptions are tops on the team ... tied for seventh in the ACC and 77th nationally in interceptions (.031 pg) in 2007 ... fifth in the ACC and 55th in the NCAA in passes defended (1.0 pg) last season.

2008 Highlights: An All-ACC nominee ... started the first seven games at CB before being sidelined with a season-ending shoulder injury ... invited to 2009 Senior Bowl ... notched the team's first interception of the season when he picked off a pass by Delaware WR Aaron Love on a flea-flicker during the first drive of the season-opener's second half (8/30) ... added his first career forced fumble when he stripped Delaware RB Jonathon Smith on fourth down in the second quarter of the same game ... intercepted Cal QB Kevin Riley and returned it 17 yards to set up Maryland's second touchdown during the first quarter vs. the Golden Bears (9/13) ... notched two PBUs and his first career blocked field goal at Virginia (10/4) ... tallied a forced fumble vs. Wake Forest (10/18) before leaving the game with a season-ending shoulder injury.

Barnes' Career Statistics

Defense	G-GS	UT	AT	TT	TFL	Sacks	FC	FR	PBU	Int.
2005	10-0	4	0	4	0.0-0	0.0-0	0	0	1	0-0
2006	13-1	9	2	11	0.0-0	0.0-0	0	0	0	0-0
2007	13-13	47	18	65	5.5-18	0.0-0	0	0	9	4-55
2008	7-7	15	5	20	0.0-0	0.0-0	2	0	5	2-27
Career	43-21	75	25	100	5.5-18	0.0-0	2	0	15	6-82

HAROON Brown



30

RB • 5-10 • 257 • So. • 1V
Hampton, Va.
(Phoebus HS)

A second-year player who adds depth at fullback ... also sees time on special teams ... played in five games last season as a true freshman.

2008 Highlights: Has played in 11 games as a reserve fullback and on special teams ... had his first career reception for 20 yards in the season-opening win over Delaware (8/30) ... did not play in the Virginia game (10/4).

Brown's Career Statistics

Rushing	G-GS	Att.	Gain	Lost	Net	Avg.	TD	LP
2007	5-0	0	0	0	0	---	0	0
2008	11-0	0	0	0	0	---	0	0
Career	16-0	0	0	0	0	---	0	0

Receiving	G-GS	Rec	Yds	Avg	TD	LP
2007	5-0	0	0	---	0	0
2008	11-0	1	20	20.0	0	20
Career	16-0	1	20	20.0	0	20

CHASE Bullock



44

LB • 6-3 • 234 • Sr. • 1V
Durham, N.C.
(Northern HS)

A fifth-year player who serves as the backup at Mike linebacker ... spent most of the year as a backup at Will LB ... spent most of the last three seasons at Mike LB ... has played in 27 career games, including 20 over the last two years ... battled injuries the last two years.

2008 Highlights: Has played in all 12 games at LB and on special teams, including one start at Will LB ... has more than tripled his previous career high for tackles ... made first career start vs. Delaware (8/30) ... tallied four tackles (two solo) against the Blue Hens ... notched four tackles, including one TFL, and his first career PBU vs. Eastern Michigan (9/20) ... had five tackles at Clemson (9/27) ... registered seven tackles at Virginia (10/4) ... tallied a career-best 11 tackles and two PBUs while filling in for injured LB Dave Philistin vs. NC State (10/25).

Bullock's Career Statistics

Defense	G-GS	UT	AT	TT	TFL	Sacks	FC	FR	PBU	Int.
2005	1-0	0	4	4	0.0-0	0.0-0	0	0	0	0-0
2006	6-0	4	4	8	0.0-0	0.0-0	0	0	0	0-0
2007	8-0	8	3	11	0.0-0	0.0-0	0	0	0	0-0
2008	12-1	15	20	35	1.0-1	0.0-0	0	0	3	0-0
Career	27-1	27	31	58	1.5-5	0.5-4	0	0	3	0-0

SCOTT Burley




77

OL • 6-5 • 335 • Sr. • 3V
Baltimore, Md.
(Woodlawn Senior HS)

A fifth-year lineman who earned all-conference honors each of the last two seasons ... a 2008 preseason second team All-ACC choice by *Athlon* and *Lindy's* ... has played in 38 career games, including 24 starts (18 at left tackle and six at right tackle), which is the second most on the o-line.

2008 Highlights: An honorable mention All-ACC selection by AP/ACSM ... started the first six games at left tackle and the last six at right tackle ... part of the unit that surrendered just seven sacks during the seven-game span from Sept. 20 to Nov. 15, five of which resulted in Maryland victories ... part of the unit that surrendered just one sack and helped RB Da'Rel Scott rush for a career-high 197 yards vs. Delaware (8/30) ... part of the unit that scored 35 points vs. then-No. 23 Cal (9/13) ... part of the unit that accounted for 51 points and 486 total yards against Eastern Michigan (9/20) ... part of the unit that helped Terp ball carriers rack up 203 rushing yards (including 163 by Scott) vs. NC State (10/25) ... part of the unit that helped Scott and fellow RB Davin Meggett combine for 215 rushing yards and allowed just one sack vs. North Carolina (11/15).

BRUCE Campbell




74

OL • 6-7 • 285 • So. • 1V
Hamden, Conn.
(Hyde Leadership School/
Hargrave Military Academy)

A second-year offensive linemen who has moved into the No. 1 left tackle role ... provided much-needed depth last season, playing in five games with one start as a true freshman ... has played in 17 career games, including seven starts, all at left tackle ... one of four true freshmen to see action in 2007.

2008 Highlights: Has played in all 12 games ... played a reserve role at LT in the first six contests before starting there the last six ... part of the unit that surrendered just seven sacks during the seven-game span from Sept. 20 to Nov. 15, five of which resulted in Maryland victories ... part of the unit that surrendered just one sack and helped RB Da'Rel Scott rush for a career-high 197 yards vs. Delaware (8/30) ... part of the unit that scored 35 points vs. then-No. 23 Cal (9/13) ... part of the unit that accounted for 51 points and 486 total yards against Eastern Michigan (9/20) ... graded out as the team's top offensive lineman (along with Scott Burley) and earned ACC Lineman of the Week honors for his performance against Wake Forest (10/18) ... part of the unit that helped Terp ball-carriers rack up 203 rushing yards (including 163 by Scott) vs. NC State (10/25) ... part of the unit that helped Scott and fellow RB Davin Meggett combine for 215 rushing yards and allowed just one sack in an upset of No. 17 North Carolina (11/15).

ADRIAN Cannon



7

WR • 6-2 • 204 • So. • 1V
Pontiac, Mich.
(Avondale HS)

A third-year wide receiver who serves as a backup at X receiver ... had a team-high 60 receiving yards last season against Clemson (10/27/07), including a 44-yard completion on a pass from QB Chris Turner in the fourth quarter that set up the team's first touchdown.

2008 Highlights: Has played in all 12 games as a reserve wide-out and on special teams ... had his first reception of the season against MTSU (9/6), a 12-yard catch in the third quarter ... recorded a 4-yard catch in the first quarter vs. Cal (9/13).

Cannon's Career Statistics

Receiving	G-GS	Rec	Yds	Avg	TD	LP
2007	6-0	3	68	22.7	0	44
2008	12-0	2	16	8.0	0	12
Career	18-0	5	84	16.8	0	44

NOLAN Carroll



14

DB • 6-1 • 202 • Jr. • 2V
Green Cove Springs, Fla.
(Clay HS)

A fourth-year player who sits atop the depth chart at cornerback ... battled a leg injury in camp ... moved from wide receiver to the secondary prior to the 2007 season.


2008 Highlights: Has played in nine games, including four starts at CB ... played in the first three games then missed three due to a leg injury before returning to the starting lineup for the game against Wake Forest (10/18) ... has started four of the last five games ... ranks second on the team with six PBUs ... had five tackles and a career-best two PBUs vs. MTSU (9/6) ... equaled that PBU figure and also tallied six tackles vs. Cal (9/13) ... missed the Eastern Michigan (9/20), Clemson (9/27) and Virginia (10/4) games with an ankle injury ... returned to the lineup and notched two tackles and one PBU vs. Wake Forest (10/18) ... earned his first career start vs. NC State (10/25) ... contributed a career-best seven tackles, including his first career TFL, at Virginia Tech (11/6) ... also had a career-high four solo stops vs. the Hokies.

Carroll's Career Statistics

Defense	G-GS	UT	AT	TT	TFL	Sacks	FC	FR	PBU	Int.
2007	13-0	7	7	14	0.0-0	0.0-0	0	0	0	0-0
2008	9-4	16	14	30	1.0-3	0.0-0	0	0	6	0-0
Career	33-4	23	21	44	1.0-3	0.0-0	0	0	6	0-0

Returns	G-GS	KOR	Yds	Avg.	TD	PR	Yds	Avg.	TD
2006	13-0	5	60	12.0	0	0	0	0.0	0
2007	13-0	5	84	16.8	0	0	0	0.0	0
2008	9-4	0	0	---	0	0	0	---	0
Career	33-4	10	14.4	14.4	0	0	0	0.0	0

CAMERON Chism



37

DB • 6-0 • 185 • FR • HS
Forestville, Md.
(Bishop McNamara HS)


A first-year defensive back who has seen action in eight games at cornerback and special teams ... one of four true freshmen to play this season (along with Matt Furstenburg, Davin Meggett and Kenny Tate).

2008 Highlights: Has played in eight games, mostly on special teams ... made his Maryland debut vs. Eastern Michigan (9/20), tallying his first career tackle ... added one stop apiece at Clemson (9/27), vs. Wake Forest (10/18), NC State (10/25) and vs. North Carolina (11/15).

Chism's Career Statistics

Defense	G-GS	UT	AT	TT	TFL	Sacks	FC	FR	PBU	Int.
2008	8-0	1	4	5	0.0-0	0.0-0	0	0	0	0-0

PHIL Costa



72

OL • 6-3 • 300 • Jr. • 1V
Moorestown, N.J.
(Holy Cross HS)

A fourth-year lineman who is in his first season as the starting right guard ... started at guard the second half of last season due to injuries along the line ... has played in 27 career games, including 18 starts (13 at RG/five at LG) ... can also play center.

2008 Highlights: Has played in all 12 games, including 11 starts at right guard ... has also played left guard ... graded out as the Terps top lineman in three of the first four games ... part of the unit that surrendered just seven sacks during the seven-game span from Sept. 20 to Nov. 15, five of which resulted in Maryland victories ... part of the unit that surrendered just one sack and helped RB Da'Rel Scott rush for 197 yards vs. Delaware (8/30) ... graded out as the top offensive lineman against the Blue Hens ... graded out as the top lineman for a unit that scored 35 points vs. then-No. 23 Cal (9/13) ... part of the unit that accounted for 51 points and 486 total yards against Eastern Michigan (9/20) ... graded out as the top lineman vs. the Eagles ... part of the unit that helped Terp ball carriers rack up 203 rushing yards (including 163 by Scott) vs. NC State (10/25) ... part of the unit that helped Scott and fellow RB Davin Meggett combine for 215 rushing yards and allowed just one sack vs. North Carolina (11/15).

TREY Covington



55

LB • 6-3 • 240 • Sr. • 3V
Bowie, Md.
(Eleanor Roosevelt HS)

A four-year starter at LEO, a hybrid defensive lineman/LB position ... has seen action in each of the last 49 games ... has started 43 of the last 47 contests ... posted a career-high 43 tackles in 2007 ... second on team with 9.0 career sacks.

2008 Highlights: Has played in all 12 games, including nine starts at LEO ... tied for third on the team in sacks (2.5) ... notched five tackles (three solo) against Delaware (8/30) ... had a season-high six tackles (four solo) and one-half sack vs. Eastern Michigan (9/20) ... added five tackles at Virginia (10/4) ... tallied four tackles, including one sack, against Wake Forest (10/18) ... accounted for one sack and his first PBU of the season vs. North Carolina (11/15).

Covington's Career Statistics

Defense	G-GS	UT	AT	TT	TFL	Sacks	FC	FR	PBU	Int.
2005	11-9	15	24	39	5.5-24	3.0-14	0	0	3	0
2006	13-12	13	28	41	1.5-8	1.5-8	0	0	3	1-0
2007	13-13	20	23	43	4.5-10	2.0-7	0	1	1	0-0
2008	12-9	22	16	38	3.0-8	2.5-8	0	0	1	0-0
Career	49-43	70	91	161	14.5-50	9.0-37	0	1	8	1-0

DEREK Drummond



58

LB • 6-0 • 185 • FR • HS
Pomfret, Md.
(McDonogh School)

A second-year player who can play both outside linebacker and LEO ... served a redshirt season in 2007.

2008 Highlights: Has seen action in the last three games as at LEO with one start ... made his Maryland debut against North Carolina (11/15) ... registered two tackles vs. Florida State (11/22) and two at Boston College (11/29) ... made his first career start vs. the Eagles.

Drummond's Career Statistics

Defense	G-GS	UT	AT	TT	TFL	Sacks	FC	FR	PBU	Int.
2008	3-1	3	1	4	0.0-0	0.0-0	0	0	0	0-0

OBI Egekeze



39

PK • 6-2 • 210 • Sr. • 2V
Augusta, Ga.
(Westside HS)

A fourth-year place-kicker who is in second season as a starter ... ranks tied for seventh in school history with 32 career field goals made ... has connected on 25 of 30 career FGA (83.3 percent) during ACC contests ... ranks 14th in school history on the career scoring list (157) ... also eighth on the Maryland career kick scoring chart ... ranked sixth in the ACC in kick scoring (6.7 ppg) and eighth in field goal percentage (73.9) in 2007, his first season in that role ... was also perfect on all 36 PATs and has never missed one in his career (64) ... handled kickoff duties in 2006 ... graduated in May 2008 with a degree in finance and is currently pursuing a double major in international business.

2008 Highlights: Has connected on 15 of 24 field goals and all 28 of his PATs this season ... ranks tied for fourth in the ACC and tied for 35th in the nation in field goals (1.25 pg) ... also ranks eighth in the ACC in kick scoring (6.1 ppg) ... rebounded after missing his first five field-goal attempts of the season ... missed three FGAs vs. Delaware (08/30), though all were from over 40 yards and two hit the goal post ... also hit the post vs. MTSU (09/06) ... missed his lone attempt vs. Cal (9/13) ... connected on all three field goal attempts (21, 23 and 33-yards) vs. Eastern Michigan (9/20), marking the first three-field goal game by a Maryland kicker since Egekeze booted three vs. NC State last season (11/24/07) ... hit both field goal attempts (23 and 30 yards) at Clemson (10/27) ... connected on a career-best four field goals vs. Wake Forest (10/18), including a season-long 40-yarder ... performance marked the first four field-goal game for Maryland since PK Dan Ennis hit four vs. BC on Nov. 18, 2006 ... kicked a game-winning 20-yard field goal with six second's left vs. N.C. State (10/25), marking his first career last-second game-winner ... also booted a career-long 47-yarder against the Wolfpack ... connected on two of three field goals, including a 41-yarder at Virginia Tech (11/6) ... kicked his second game-winning field goal in three games when he hit a 26-yarder with 1:42 remaining vs. North Carolina (11/15) ... connected on 1 of 2 field goal attempts vs. Florida State (11/22), hitting from 34 yards out ... missed his lone field attempt from 36 yards out at Boston College (11/29).

Egekeze's Career Statistics

Kicking	G-GS	FG-A	XP-A	20-29	30-39	40-49	50+	Lg.	Pts.
2006	10-0	0-0	0-0	0-0	0-0	0-0	0-0	0	0
2007	13-0	17-23	36-36	6-6	8-11	3-4	0-2	46	87
2008	12-0	15-24	28-28	7-8	5-8	3-8	0-0	47	70
Career	35-0	32-47	64-64	13-14	13-19	6-12	0-2	47	157

MOISE Fokou



48

LB • 6-2 • 225 • Sr. • 2V
Rockville, Md.
(The Bullis School/Frostburg State)

A veteran linebacker who is in his second year as a starter ... has started the last 25 games at Sam linebacker ... ranked third on the team with 84 tackles in 2007 ... also ranked 20th in the ACC in tackles per game last season (6.5) ... among ACC leaders in forced fumbles as a sophomore and junior ... has played in all 38 games during his Terp career ... former walk-on who transferred from Frostburg State in 2005.

2008 Highlights: Has started all 12 games at Sam LB ... leads the team, ranks 13th in the ACC and tied for 100th in the nation in sacks (0.42 pg) ... his five sacks are a career high and the most by a Maryland linebacker since Shawne Merriman had a team-best 8.5 in 2004 ... is the only player in the ACC to finish the regular season with at least 70 tackles and 5.0 sacks ... ranks third on the team and tied for 25th in the ACC in tackles (6.0 pg) ... leads the team, ranks tied for 11th in the ACC and tied for 97th in the nation in TFLs (0.92 pg) ... his 11.0 TFLs are a career high ... registered six tackles, including a career-best two sacks, vs. Cal (9/13) ... his sack total in that game tied a career-high for a season ... notched a season-high nine tackles, including one TFL, at Clemson (9/27) ... contributed seven stops (all solo), including two TFLs and one sack, at Virginia (10/4) ... seven solos matched a career high ... tied his season high with seven tackles, including one sack, vs. Wake Forest (10/18) ... notched his first PBU of the year vs. NC State (10/25) ... tallied a season-high 10 tackles at Virginia Tech (11/6), including his team-best fifth sack of the season ... recorded a team-high seven tackles vs. North Carolina (11/15) ... notched one TFL for a loss of eight yards vs. Florida State (11/22) ... had five tackles, including two TFLs, at Boston College (11/29).

Fokou's Career Statistics

Defense	G-GS	UT	AT	TT	TFL	Sacks	FC	FR	PBU	Int.
2004*	10-10	34	36	70	5.5-40	1.5-11	0	0	0	0-0
2005	Sat out due to NCAA transfer rules									
2006	13-0	12	9	21	1.5-3	0.0-0	2	0	0	0-0
2007	13-13	49	35	84	7.0-19	2.0-11	3	1	1	1-0
2008	12-12	38	34	72	11.0-47	5.0-29	0	0	1	0-0
Career	48-35	133	114	247	25.0-109	8.5-51	5	1	2	1-0

* at Frostburg State

MACK Frost



91

DE • 6-5 • 252 • Sr. • 3V
Columbia, S.C.
(Spring Valley HS)

A fifth-year defensive end who posted career highs in tackles, TFLs and sacks in 2007 despite missing six games to injury ... has struggled with injuries the last two seasons ... suffered a season-ending knee injury against Georgia Tech (10/6/07) ... has played in 35 career games, second among defensive linemen ... graduated in May, 2008 with a degree in communications and currently pursuing a master's in public health.

2008 Highlights: Has played in nine games, including five starts at DE ... has set a career high in tackles (13) ... has been hampered by a knee injury most of the season, missing three games ... made his first career start against Delaware (8/30) ... tied a career high with five tackles and also recorded one PBU against the Blue Hens ... added his first half TFL of the season vs. Cal (9/13) ... missed the game against Eastern Michigan (9/20) with a knee injury and played sparingly at Clemson (9/27) due to that injury ... did not play vs. Wake Forest (10/18) or NC State (10/25) due to the same injury ... returned to action at Virginia Tech (11/6), tallying a pair of tackles to set a career high for stops in a season ... recorded a crucial sack, his first of the season, for a loss of 12 during the decisive defensive stand vs. North Carolina (11/15).

Frost's Career Statistics

Defense	G-GS	UT	AT	TT	TFL	Sacks	FC	FR	PBU	Int.
2005	6-0	2	1	3	0.0-0	0.0-0	0	0	1	0-0
2006	13-0	6	2	8	0.0-0	0.0-0	0	1	0	0-0
2007	7-0	2	7	9	3.5-19	1.5-11	0	0	2	0-0
2008	9-5	6	7	13	1.5-13	1.0-12	0	0	1	0-0
Career	35-5	16	17	33	5.0-22	2.5-23	0	1	4	0-0

MORGAN Green



5

RB • 5-11 • 215 • So. • SQ
White Plains, Md.
(Lackey HS /
Hargrave Military Academy)

A third-year player who is No. 3 on the depth chart at RB ... rushed three times in 2007 for a long of 2 yards against Villanova (9/1/07) in the first game action of his career ... was sidelined much of preseason camp with a leg injury ... recorded the third-highest strength index on the team in the spring 2008 testing.

2008 Highlights: Has played in nine games, mostly on special teams ... saw his first game action of the season vs. Cal (9/13), recording his first career reception for six yards in the fourth quarter ... found the end zone on fourth-and-inches in the first quarter vs. Eastern Michigan (9/20) for his first career touchdown ... added a second score on a career-long 20-yard run in the second quarter against the Eagles and finished the game with a career-high 40 rushing yards ... saw action on special teams vs. NC State (10/25), at Virginia Tech (11/6) vs. North Carolina (11/15), vs. Florida State (11/22) and at Boston College (11/29).

Green's Career Statistics

Rushing	G-GS	Att.	Gain	Lost	Net	Avg.	TD	LP
2007	1-0	3	2	2	0	0.0	0	2
2008	9-0	14	41	1	40	2.9	2	20
Career	10-0	17	43	3	40	2.4	2	20

Receiving	G-GS	Rec	Yds	Avg	TD	LP
2007	1-0	0	0	---	0	0
2008	9-0	1	6	6.0	0	6
Career	10-0	1	6	6.0	0	6

JACK Griffin



67

OL • 6-6 • 308 • Sr. • 3V
Enfield, Conn.
(Enfield HS)

A fifth-year lineman who can play guard or tackle ... rotates in at right guard and right tackle ... spent his first two seasons on the defensive line before moving to the offensive side of the ball in 2006 ... has played in 40 career games, including 13 starts (eight on DL/five on OL) ... graduated in May 2008 with a communications degree.

2008 Highlights: Has played as a reserve at right guard and right tackle in all 12 games, with one start at RG ... part of the unit that surrendered just one sack and helped RB Da'Rel Scott rush for 197 yards vs. Delaware (8/30) ... part of the unit that scored 35 points vs. then-No. 23 Cal (9/13) ... part of the unit that accounted for 51 points and 486 total yards against Eastern Michigan (9/20) ... part of the unit that surrendered just seven sacks during the seven-game span from Sept. 20 to Nov. 15, five of which resulted in Maryland victories ... part of the unit that helped Terp ball carriers rack up 203 rushing yards (including 163 by Scott) vs. NC State (10/25) ... part of the unit that helped Scott and fellow RB Davin Meggett combine for 215 rushing yards and allowed just one sack vs. North Carolina (11/15).

Griffin's Career Statistics

Defense	G-GS	UT	AT	TT	TFL	Sacks	FC	FR	PBU	Int.
2004	5-0	2	1	3	0.0-0	0.0-0	0	0	1	0-0
2005	11-8	3	8	11	0.0-0	0.0-0	0	0	0	0-0
Career	16-8	5	9	14	0.0-0	0.0-0	0	0	1	0-0

DAN

Gronkowski



13

TE • 6-6 • 255 • Sr. • 2V
Amherst, N.Y.
(Williamsville North HS)

A fifth-year tight end who shared starting duties with Joey Haynos in 2006-07 ... has played in 39 career games with starts in 29 of the last 33 contests ... on the watch list for the 2008 John Mackey Award bestowed to the nation's top tight end ... a three-time nominee for Academic All-America honors ... graduated in three years (May 2007) and currently is pursuing an MBA.

2008 Highlights: A honorable mention All-ACC choice by AP/ACSMA ... has started all 12 games at tight end ... second on the team in TD receptions (three), tied for second in receptions (29) and third in receiving yards (287) ... ranks third in the ACC in receiving (2.4 pg) among TEs ... has already set career highs in all three aforementioned categories ... has tallied at least one reception in 10 of the 12 games ... nominated for Academic All-America honors and earned a spot on the District II team ... snared two receptions totaling 23 yards vs. MTSU (9/6) ... recorded his second career touchdown on a 1-yard strike from QB Chris Turner in the second quarter vs. Cal (9/13) ... had a team and career-high four receptions against the Golden Bears, totaling 24 yards ... notched two receptions against Eastern, including a 4-yard TD from Turner in the third quarter ... had two catches for 41 yards, including a season-long 25-yard reception, at Clemson (9/27) ... snagged three balls for 38 yards at Virginia (10/4) ... caught a career-best six passes for 52 yards vs. Wake Forest (10/18) ... had three receptions for a team-high 37 yards, including scoring his third TD of the season a 13-yard pass from Turner during the first quarter ... had one catch for four yards at Virginia Tech (11/6) ... caught two balls for 14 yards vs. North Carolina (11/15) ... snared a team-high four passes for 46 yards vs. Florida State (11/22).

Gronkowski's Career Statistics

Receiving	G-GS	Rec	Yds	Avg	TD	LP
2005	5-0	2	37	18.5	0	25
2006	13-9	2	11	5.5	1	9
2007	11-8	7	66	9.4	0	26
2008	12-12	29	287	9.9	3	25
Career	39-29	39	390	10.0	4	26

JARED Harrell



57

DL • 6-5 • 265 • Jr. • SQ
Milton, Mass.
(Tabor Academy)


A fourth-year defensive lineman who serves as backup at defensive end ... played in four games as a reserve LEO in 2007.

2008 Highlights: Has played in all 12 games with one start at DE ... ranks fourth on the team in TFLs (5.0) ... recorded his first career stop and TFL against MTSU (9/6) ... notched his first career sack in the second quarter vs. Cal (9/13) ... added one-half TFL apiece vs. Eastern Michigan (9/20) and at Clemson (9/27) ... also credited with his first career forced fumble against the Tigers ... posted a career-high four stops vs. Virginia (10/4) ... earned his first career start vs. Wake Forest (10/18) ... recorded a sack for a loss of five yards vs. North Carolina (11/15).

Harrell's Career Statistics

Defense	G-GS	UT	AT	TT	TFL	Sacks	FC	FR	PBU	Int.
2007	4-0	0	0	0	0.0-0	0.0-0	0	0	0	0-0
2008	12-1	8	9	17	5.0-28	2.0-15	1	0	0	0-0
Career	16-1	8	9	17	5.0-28	2.0-15	1	0	0	0-0

DARRIUS Heyward-Bey



8

WR • 6-3 • 206 • Jr. • 2V
Silver Spring, Md.
(McDonogh School)

A fourth-year wideout ... a two-time All-ACC honoree ... a member of the watch list for the 2008 Maxwell Award, honoring the top college player, and the Biletnikoff Award (top WR) ... earned honorable mention All-America status in 2007 ... ranks tied for third all-time in school history with 134 career receptions and third with 2,041 career receiving yards ... tied for third all-time with 13 career

receiving touchdowns ... his 15.2 career yards-per-catch average ranks 12th nationally among active players ... one of three offensive players (along with Dane Randolph and Edwin Williams) to start all 13 games last season ... has caught at least one pass in 33 of his last 36 contests ... named to freshman All-America first team in 2006.

2008 Highlights: An honorable mention All-ACC choice by AP/ACSMA ... leads the team and ranks eighth in the ACC in receiving yards (51.0 ypg) ... among the nation's leaders (FBS) in rushing by a wide receiver and has already set a career high in that category ... tied for the team lead with six touchdowns (five receiving, one rushing) and is third in all-purpose yards (69.9 ypg) ... has two plays of 75 yards or longer this season ... caught four passes for 70 yards vs. Delaware (8/30) ... also scored on a 12-yard run against the Blue Hens for his second career rushing touchdown ... took a catch and run from QB Chris Turner 80 yards for a touchdown against MTSU (9/6) to account for the team's longest play of the season and the second-longest play of his career ... snared two catches for a team-high 59 yards vs. Cal (9/13), including a 27-yard touchdown reception from Turner in the third quarter ... rushed for a career-high 81 yards on a pair of reverses and also snared a 32-yard TD reception from Turner in the second quarter against Eastern Michigan (9/20) ... broke loose for a career-long 76-yard run on a reverse play during the third quarter at Clemson, setting up the Terps' first touchdown ... play was the longest run given up by the Clemson defense since 2000 and longest run by a Maryland player since 2003 ... recorded a career-high 11 receptions for a season-high 101 yards and a 9-yard TD reception vs. Wake Forest (10/18) ... that reception total tied for the sixth-highest in school history ... caught two balls for 28 yards and rushed twice for 15 yards vs. NC State (10/25) ... notched five receptions for 92 yards, including a 63-yard TD reception at Virginia Tech (11/6) ... that reception tied for the third-longest play by the Maryland offense this season (Heyward-Bey has accounted for three of those four plays) ... recorded five receptions for 43 yards vs. North Carolina (11/15), becoming the third Maryland player to surpass 2,000 career receiving yards in the process ... snared three receptions for 22 yards and rushed twice for 11 yards vs. Florida State (11/22) ... missed the first game of his career at Boston College (11/29) due to a leg injury.

Heyward-Bey's Career Statistics

Receiving	G-GS	Rec	Yds	Avg	TD	LP
2006	13-10	45	694	15.4	5	96
2007	13-13	51	786	15.4	3	63
2008	11-11	38	561	14.8	5	80
Career	37-34	134	2,041	15.2	13	96

Rushing	G-GS	Att.	Gain	Lost	Net	Avg.	TD	LP
2006	13-10	5	14	9	5	1.0	0	9
2007	13-13	5	110	3	107	21.4	1	54
2008	11-11	14	220	12	208	14.9	1	76
Career	37-34	24	344	24	320	13.3	2	76

TRAVIS Ivey



90

DL • 6-4 • 325 • Jr. • 1V
Riverdale, Md.
(Riverdale Baptist HS)

A fourth-year defensive lineman who primarily plays defensive tackle ... has played in 19 career games, with three starts ... a run-stuffer.

2008 Highlights: Has played in eight games at defensive tackle, including starting the last three games ... missed significant time during the preseason and the first four games due to injury ... tallied three tackles in his season debut at Clemson (9/20) ... posted three tackles, including a career-best three solo stops, vs. NC State (10/25) ... recorded his first career sack when he took down Virginia Tech QB Sean Glennon in the game against the Hokies (11/6), and finished with 2.0 TFLs in that game ... made his first career start vs. North Carolina (11/15) ... notched a career-high four tackles and recorded his first career forced fumble vs. Florida State (11/22) ... added three stops at Boston College (11/29).

Ivey's Career Statistics

Defense	G-GS	UT	AT	TT	TFL	Sacks	FC	FR	PBU	Int.
2006	1-0	0	0	0	0.0-0	0.0-0	0	0	0	0-0
2007	10-0	1	2	3	0.0-0	0.0-0	0	0	0	0-0
2008	8-3	12	9	21	3.0-11	1.0-4	1	0	0	0-0
Career	19-3	13	11	24	3.0-11	1.0-4	1	0	0	0-0

CORY Jackson



38

RB • 6-1 • 245 • Jr. • 2V
Morgantown, W.Va.
(University HS)

A third-year fullback who has been the starter the last two seasons ... started eight games a year ago ... can catch the ball coming out of the backfield ... a punishing blocker ... helped open holes for RBs Lance Ball Keon Lattimore to combine for nearly 1,600 rushing yards and 25 TDs in 2007 ... has played in 36 of the last 37 games.


2008 Highlights: Has played in all 12 games at FB and on special teams, with six starts ... has set career highs for receiving yards (106) and receptions (12) ... helped RB Da'Rel Scott finish second in the ACC in rushing during the regular season ... recorded his first catch of the year, a 2-yarder, against MTSU (9/6) ... rushed twice for 5 yards vs. Cal (9/13) ... caught two passes for 35 yards, including a career-long 28-yard reception, against Eastern Michigan (9/20) ... tied a career high with four receptions totaling 24 yards at Virginia (10/4) ... recorded three receptions for a season-high 42 yards vs. Wake Forest (10/18) ... notched one reception for nine yards at Boston College (11/29).

Jackson's Career Statistics

Rushing	G-GS	Att.	Gain	Lost	Net	Avg.	TD	LP
2006	13-3	4	12	0	12	3.0	1	5
2007	12-8	2	6	0	6	3.0	1	3
2008	12-6	3	5	1	4	1.3	0	4
Career	37-17	9	23	1	22	2.4	2	5

Receiving	G-GS	Rec	Yds	Avg	TD	LP
2006	13-3	4	46	11.5	0	23
2007	12-8	7	56	8.0	0	16
2008	12-6	12	106	8.8	0	28
Career	37-17	23	208	9.0	0	28

EMANI Lee-Odai



83

WR • 6-2 • 200 • So. • 1V
Washington, D.C.
(Anacostia HS)

A third-year wide receiver who has played both the X and Z receiver positions during his career ... clocked as the second-fastest wideout in the spring testing.

2008 Highlights: Has played in all 12 games at WR and on special teams, with one start at the Z receiver position ... has notched career highs for receptions and receiving yardage ... contributed one reception apiece vs. Wake Forest (10/18), vs. NC State (10/25), vs. North Carolina (11/15) and vs. Florida State (11/22) ... made his first career start at WR in place of injured Darrius Heyward-Bey at Boston College (11/29), recording a career-high seven receptions for 68 yards, including a season-long grab of 23 yards.

Lee-Odai's Career Statistics

Receiving	G-GS	Rec	Yds	Avg	TD	LP
2007	8-0	5	87	17.4	0	41
2008	12-1	11	112	10.2	0	23
Career	20-1	16	199	12.4	0	41

JAMARI McCollough



4

DB • 5-11 • 195 • Jr. • SQ
Baltimore, Md.
(Randallstown HS)

A fourth-year defensive back who serves as a reserve safety and cornerback ... has been a valuable member of the secondary this season ... played in three games last season on special teams, registering four tackles.

2008 Highlights: Has played in all 12 games, including two starts at cornerback ... leads the team and ranks tied for 10th in the ACC and tied for 39th in the nation in interceptions (0.33 pg) ... his four interceptions are tied for the most by a Terp since Dominique Foxworth had five in 2002 ... saw significant action at free safety vs. Cal (9/13) with the injury to Terrell Skinner and finished second on the team with a career-high nine tackles, including a career-best six solo ... recorded the first two interceptions of his career vs. Eastern Michigan (9/20), with one coming in the end zone to prevent an Eagle's score and the other coming on the defense's last play of the game ... accounted for his third pick in a six-quarter span when he tracked down an overthrown deep pass by Clemson QB Cullen Harper (9/27) ... contributed five tackles (all solo) vs. Wake Forest (10/18) ... recorded both his first career fumble recovery and his first career sack against NC State (10/25) ... earned his first career start, intercepting North Carolina QB Cameron Sexton's final pass of the game to seal the win over the Tar Heels (11/15) ... earned his second career start at CB vs. Boston College (11/29).

McCollough's Career Statistics

Defense	G-GS	UT	AT	TT	TFL	Sacks	FC	FR	PBU	Int.
2007	3-0	3	1	4	0.0-0	0.0-0	0	0	0	0-0
2008	12-2	27	8	35	1.0-8	1.0-8	0	1	2	4-10
Career	15-2	30	9	39	1.0-8	1.0-8	0	1	2	4-10

DAVIN Meggett



41

RB • 5-8 • 210 • Fr. • HS
Clinton, Md.
(Surrattsville HS)

A true freshman who emerged as the No. 2 running back following an impressive preseason camp ... one of four true freshmen to play so far this season (along with Cameron Chism, Matt Furstenburg and Kenny Tate), and the only one to start a game.


2008 Highlights: Has played in all 12 games, with one start at RB ... second on the team in rushing and rushing touchdowns ... his 430 rushing yards are the most by a Maryland true freshman since LaMont Jordan ran for 689 in 1997 ... his four rushing TDs are the most by a Maryland true freshman since Josh Allen had eight in 2002 ... carried seven times for 52 yards and a 14-yard TD run in his debut against Delaware (8/30) ... also caught one pass for 12 yards against the Blue Hens ... had 13 carries for a career-high 82 yards vs. Cal (9/13), scoring his second career touchdown on a 1-yard run in the fourth quarter that proved to be the difference ... his 38-yard run against the Golden Bears in the fourth quarter marked a career long ... became the first Maryland true freshman tailback to start since Jordan in 1997 when he got the nod against Eastern Michigan (9/20), carrying eight times for 23 yards and catching a 2-yard pass while playing through a hamstring injury ... rushed five times for 28 yards and caught two balls for 13 yards at Virginia (10/4) ... had six carries for 44 yards and recorded one catch for five yards vs. Wake Forest (10/18) ... recorded 34 yards on eight carries and caught one pass for a career-long 31 yards while playing an integral role in the Terps' game-winning drive vs. NC State (10/25) ... also had a 1-yard TD run against the Wolfpack ... led the team in rushing for the first time with 13 yards on four carries and also caught one pass at Virginia Tech (11/6) ... carried 13 times for 86 yards, including a 1-yard TD run, vs. North Carolina (11/15) ... rushed nine times for 54 yards and caught two passes for 16 yards vs. Florida State (11/22) ... carried three times for four yards at Boston College (11/29).

Meggett's Career Statistics

Rushing	G-GS	Att.	Gain	Lost	Net	Avg.	TD	LP
2008	12-1	79	430	8	422	5.3	4	38

Receiving	G-GS	Rec	Yds	Avg	TD	LP
2008	12-1	9	79	8.8	0	31

ADRIAN Moten



54

LB • 6-2 • 221 • So. • 1V
Suitland, Md.
(Gwynn Park HS)

A third-year linebacker who earned freshman All-America and freshman All-ACC honors last season ... ranked tied for first on the team with three forced fumbles and tied for second with 5.5 sacks in 2007 ... a good pass rusher who plays quite a bit in third-down situations ... has a nose for the ball.

2008 Highlights: Has played in nine games, all as a reserve linebacker ... played in the first five games before missing three with a wrist injury ... returned from injury for the last four games ... leads the team with two fumble recoveries and ranks tied for 39th in the nation in that category (0.22 pg) ... tallied three tackles in the season-opening win against Delaware (8/30) ... had a break-out game against Eastern Michigan (9/20), blocking a punt on the Eagles' first possession to become the first Maryland player to block one since Josh Wilson vs. Williams & Mary on Sept. 2, 2006 ... added his first interception of the season in the second quarter vs. Eastern Michigan when he backpedaled and made an athletic

play on Eagles QB Kyle McMahon's pass, and also had one-half sack in the fourth quarter ... recovered a fumble at Clemson (9/27) when he tracked down a loose ball to set up a Maryland field goal ... added two PBUs and one TFL in that game ... missed the games against Virginia (10/4), Wake Forest (10/18), NC State (10/25) with a shoulder injury ... returned to action at Virginia Tech (11/6) ... tallied a season-high five tackles and notched his second fumble recovery vs. North Carolina (11/15) ... matched his season-high with five stops vs. Florida State (11/22).

Moten's Career Statistics

Defense	G-GS	UT	AT	TT	TFL	Sacks	FC	FR	PBU	Int.
2007	13-0	29	21	50	7.5-40	5.5-38	3	0	1	1-19
2008	9-0	8	12	20	0.5-5	0.5-5	0	2	2	1-0
Career	22-0	37	32	70	8.0-45	6.0-43	3	2	3	2-19

DEAN Muhtadi



97

DL • 6-3 • 295 • Sr. • 1V
Alexandria, Va.
(T.C. Williams HS /
Christopher Newport Univ.)

A fifth-year lineman who adds depth at defensive tackle ... has also played defensive end ... walked on to the team after transferring from Christopher Newport University in 2006 ... added to the scholarship list over the summer ... has played in 18 games as a Terp, with three starts ... graduated in May 2008 with a degree in business.

2008 Highlights: Has played in all 12 games along the defensive line ... plays mostly at DT, but has three starts at DE ... ranks tied for third on the team in sacks (2.5) ... credited for one-half TFL in the season-opening victory over Delaware (8/30) ... notched his first half-sack as a Terp during the third quarter vs. Cal (9/13) when he combined with LB Rick Costa to bring down QB Kevin Riley ... made his first career start as a Terp against Eastern Michigan (9/20), tallying his first career PBU to go along with two tackles ... notched his first solo sack as a Terp at Clemson (9/27) ... added a sack vs. Wake Forest (10/18).

Muhtadi's Career Statistics

Defense	G-GS	UT	AT	TT	TFL	Sacks	FC	FR	PBU	Int.
2004*	1-0	0	2	2	0.0-0	0.0-0	0	0	0	0-0
2005*	8-8	7	12	19	2.0-11	1.0-8	0	0	0	0-0
2006	Sat out due to NCAA transfer rules									
2007	6-0	1	3	4	0.5-2	0.0	0	0	0	0-0
2008	12-3	11	9	20	3.0-13	2.5-12	0	0	1	0-0
Career	27-11	19	26	45	5.5-26	3.5-20	0	0	1	0-0

* at Christopher Newport University

JEREMY Navarre



40

DL • 6-3 • 270 • Sr. • 3V
Joppatowne, Md.
(Joppatowne HS)


A fourth-year defensive lineman who has emerged as one of the top defenders in the ACC ... his 47 career starts are tops on the team ... has played in all 49 games over the last four years ... ranks first among Maryland active players in career tackles for loss (22.0) and sacks (11.5) ... moved from defensive end to defensive tackle during the off-season but still plays defensive end as well.

2008 Highlights: An honorable mention All-ACC choice by AP/ACSM ... started the first nine games at DT and the last three games at DE ... ranks tied for fourth on the team with a career-high 63 tackles ... ranks tied for 38th in the ACC (tops among defensive linemen) in tackles (5.2 pg) ... ranked tied for third on the team in sacks (2.5) and tied for fourth in PBUs (three) ... recorded six tackles in the season-opening win over Delaware (8/30) ... notched a PBU vs. MTSU (9/6) ... registered five tackles vs. Cal (9/13) ... accounted for his first half-sack of the season and had a season-high eight tackles against Eastern Michigan (9/20) ... tallied four tackles at Clemson (9/27) ... contributed five tackles, two PBUs and one sack vs. Wake Forest (10/18) ... had perhaps his best game of the season vs. NC State (10/25), tallying six tackles, 2.5 TFLs, one forced fumble and a crucial sack during the fourth quarter that forced the Wolfpack to punt rather than attempt a long field goal ... had six stops vs. Virginia Tech (11/6) ... added four tackles vs. North Carolina (11/15) ... started at DE for the first this season vs. the Tar Heels ... posted six stops vs. Florida State (11/22) ... added five tackles at Boston College (11/29).

Navarre's Career Statistics

Defense	G-GS	UT	AT	TT	TFL	Sacks	FC	FR	PBU	Int.
2005	11-10	7	18	25	2.5-9	0.0-0	0	0	1	0-0
2006	13-12	17	30	47	9.5-33	3.5-17	1	0	1	0-0
2007	13-13	17	24	41	6.0-36	5.5-35	2	0	0	0-0
2008	12-12	28	35	63	4.0-16	2.5-13	1	0	3	0-0
Career	49-47	69	107	176	22.0-94	11.5-65	4	0	5	0-0

DANNY Oquendo



17

WR • 6-0 • 190 • Sr. • 3V
Hackensack, N.J.
(Hackensack HS)

A fourth-year wideout who is No. 1 on the depth chart at the F receiver (slot) position ... also serves as the punt returner ... missed the final four games last season due to injury, but has played in 45 career games ... set career highs in 2006 with 34 receptions for 396 yards ... ranks 16th in school history with 85 career receptions ... ranks eighth all-time in school history with 445 career punt return yards and fifth all-time with 61 career punt returns.

2008 Highlights: Has played in all 12 games, with four starts ... ranks second on the team in receiving yards (371) and tied for second in receptions (29) ... has 13 receptions for third-down conversions and two for fourth-down conversions ... ranks sixth in the ACC in punt returns (5.2 ypr) ... recorded two receptions for 20 yards against MTSU (9/6) ... added two catches for 24 yards vs. Cal (9/13) ... also helped stop three on-sides kicks in the fourth quarter, recovering the first two and knocking the last one of out bounds ... accounted for the first touchdown pass of his career and became the first non-quarterback at Maryland to throw one since RB Josh Allen in 2006 when he connected with fellow WR Isaiah Williams for a 43-yard touchdown pass on a trick play during the fourth quarter vs. Eastern Michigan (9/20) ... had three receptions and 38 receiving yards against the Eagles ... posted season highs in receptions (4) and receiving yards (62) in the win over Clemson (9/27) ... snared three passes for a career-high 90 yards, including a career-long 50-yard TD reception, against Wake Forest (10/18) ... had three catches for 20 yards vs. North Carolina (11/15) ... set career highs with nine receptions and 111 yards at Boston College (11/29), enjoying the first 100-yard receiving game in the final regular season game of his career ... caught a 24-yard TD pass from Chris Turner during the fourth quarter of that game.

Oquendo's Career Statistics

Receiving	G-GS	Rec	Yds	Avg	TD	LP
2005	11-1	3	20	6.7	0	10
2006	13-5	34	396	11.6	2	38
2007	9-0	19	173	9.1	1	22
2008	12-4	29	371	12.8	2	50
Career	45-10	85	960	11.3	5	50

Rushing	G-GS	Att.	Gain	Lost	Net	Avg.	TD	LP
2005	11-1	0	0	0	0	0.0	0	0
2006	13-5	3	39	16	23	7.7	0	21
2007	9-0	3	8	1	7	2.3	0	5
2008	12-4	2	4	0	4	2.0	0	1
Career	45-10	8	51	17	34	4.3	0	21

Returns	G-GS	KOR	Yds	Avg.	TD	PR	Yds	Avg.	TD
2005	11-1	3	35	11.7	0	0	0	0.0	0
2006	13-5	8	114	14.2	0	26	218	8.4	0
2007	9-0	5	81	16.2	0	15	123	8.2	0
2008	12-4	1	1	1.0	0	20	104	5.2	0
Career	45-10	17	231	13.6	0	61	445	7.3	0

OLUGBEMI Otulaja



96

DL • 6-0 • 285 • Sr. • 1V
Freeport, N.Y.
(Freeport HS / Marist)

A hard-nosed, veteran defensive lineman who is a backup at nose tackle ... posted the highest strength index on the team in the spring 2008 testing ... saw action in five games last season as a reserve, recording a sack against North Carolina (11/3/07) ... walked on to the team in 2006 after transferring from Marist College ... earned a scholarship over the summer.


2008 Highlights: Has played in all 12 games, starting the first nine at nose tackle ... has set a career high for single season tackles (14) ... registered a career-high three tackles in the season-opening win over Delaware (8/30) ... notched his first half-sack of the season vs. Eastern Michigan (9/20) ... had two stops at Virginia (10/4) and vs. Wake Forest (10/18) ... assisted on two stops vs. Virginia Tech (11/6) ... saw limited action vs. North Carolina (11/15) due to an ankle injury.

Otulaja's Career Statistics

Defense	G-GS	UT	AT	TT	TFL	Sacks	FC	FR	PBU	Int.
2004*	8-0	7	3	10	2.0-3	2.0-3	0	0	0	0-0
2005*	11-8	11	21	32	3.5-21	1.5-16	1	2	0	0-0
2006	Sat out due to NCAA transfer rules									
2007	5-0	1	0	1	1.0-10	1.0-10	0	0	0	0-0
2008	12-9	4	10	14	0.5-4	0.5-4	0	0	0	0-0
Career	36-17	23	34	57	7.0-48	5.0-34	1	2	0	0-0

* at Marist

ANTWINE Perez



20

DB • 6-1 • 200 • So. • TR
Westville Grove, N.J.
(Woodrow Wilson HS/USC)

A third-year defensive back who has played both safety and Sam linebacker this season ... also plays on the kickoff return and kickoff coverage units ... sat out the 2007 season after transferring from USC ... played in seven games as a backup free safety for the Trojans in 2006.


2008 Highlights: Has played in all 12 games at safety and on special teams, including two starts at FS ... has been playing some Sam LB due to recent injuries ... recorded three tackles in the season-opening win over Delaware (8/30) ... made his first career start vs. Cal (9/13) in place of injured Terrell Skinner, tallying three tackles ... set a career-high with four tackles vs. Eastern Michigan (9/20) in his second career start ... had his first half-TFL vs. Wake Forest (10/18) ... had two solo stops, including a tackle for loss vs. North Carolina (11/15) ... had three tackles, including two solo stops, vs. FSU (11/22) ... recorded his first career sack at Boston College (11/29).

Perez's Career Statistics

Defense	G-GS	UT	AT	TT	TFL	Sacks	FC	FR	PBU	Int.
2006*	7-0	3	0	3	0.0-0	0.0-0	0	0	0	0-0
2007	Sat out due to NCAA transfer rules									
2008	12-2	13	11	24	2.5-3	1.0-1	0	0	0	0-0
Career	19-2	16	11	27	2.5-3	1.0-1	0	0	0	0-0

* at USC

DAVE Philistin



34

LB • 6-2 • 231 • Sr. • 3V
Manchester, N.H.
(Manchester Central HS)

A fourth-year player who is in his second season as a starter ... started at Mike LB last season and Will linebacker this year ... a consensus preseason All-ACC pick who was fourth in the ACC and tied for 38th nationally in tackles (9.5 pg) last season ... the conference's leading returning tackler after posting 124 total tackles in 2007 ... has played in each of the last 48 games ... ranks first on the team in career tackles (248) ... recorded 21 stops last season against Georgia Tech (10/6/07), the most by a Terp since 1998 ... on the watch list for the 2008 Nagurski Trophy, Lombardi Award and Butkus Award, given to the nation's top defender, down lineman and linebacker, respectively ... has posted at least nine stops in 15 of Maryland's last 21 games.

2008 Highlights: Has played in all 12 games, with 11 starts at Will LB ... ranks second on the team in tackles (91) ... ranks tied for 10th in the ACC in tackles (7.6 pg) ... tied for the team lead with nine tackles (seven solo) against MTSU (9/6) ... posted a team-high 13 stops (tied for second most in his career) and added his first tackle for loss of the season vs. Cal (9/13) ... was second on the team with nine tackles and added the first half-sack of his career against Eastern Michigan (9/20) ... had six tackles vs. Virginia (10/4) ... notched 10 tackles and one sack vs. Wake Forest (10/18) ... tallied three tackles against NC State (10/25) before leaving the game with a shoulder injury ... had nine stops vs. Virginia Tech (11/6) ... had 11 tackles, including four solo stops, vs. Florida State (11/22) ... notched 10 tackles at Boston College (11/29).

Philistin's Career Statistics

Defense	G-GS	UT	AT	TT	TFL	Sacks	FC	FR	PBU	Int.
2005	10-0	5	2	7	0.5-0	0.0-0	0	0	0	0-0
2006	13-2	15	11	26	5.5-15	0.0-0	0	0	1	0-0
2007	13-13	54	70	124	6.5-14	0.0-0	1	1	4	1-43
2008	12-11	41	50	91	4.0-13	1.5-7	0	0	0	0-0
Career	48-26	115	133	248	16.5-42	1.5-7	1	1	5	1-43

JOSH Portis



12

QB • 6-4 • 210 • Jr. • SQ
Woodland Hills, Calif.
(William H. Taft HS / Florida)

A multi-dimensional quarterback who is No. 2 on the depth chart behind Chris Turner following an injury to Jordan Steffy ... has tremendous athletic ability ... has played situationally so far this season ... sat out the 2006 season after transferring from Florida and did not play during 2007 ... saw action in six games with the Gators in 2005.

2008 Highlights: Has seen action in eight of the first 12 games ... ranks fourth on the team with 186 rushing yards, the most by a Maryland quarterback since Scott McBrien ran for 259 yards in 2003 ... made his Terp debut in the season-opening win against Delaware (8/30) ... rushed six times for 31 yards and completed his first Maryland pass attempt vs. MTSU (9/6) ... rushed for a career-high 98 yards, including all 80 yards during the Terps' final scoring drive, against Eastern Michigan (9/20), scoring his first career touchdown on an 8-yard run and producing a career-long 33-yard run ... his rushing yardage vs. the Eagles marked the highest total by a Maryland quarterback since Shaun Hill ran for 105 yards vs. Boston College on Nov. 18, 2006 ... rushed twice for 10 yards vs. Clemson (9/27) ... had four carries for 13 yards vs. Wake Forest (10/18) ... ran twice for 19 yards vs. North Carolina (11/15).

Portis' Career Statistics

Passing	G-GS	Att	Cmp	Pct.	Yds	TD	Int	Lg.	Eff.
2005*	6-0	6	11	54.5	0	0	0	28	98.2
2006	Sat out due to NCAA transfer rules								
2007	Did not play								
2008	8-0	3	1	33.3	4	0	0	4	44.5
Career	14-0	14	7	50.0	85	0	1	28	

Rushing	G-GS	Att	Gain	Lost	Net	Avg.	TD	LP
2005*	6-0	24	184	21	163	6.8	0	30
2006	Sat out due to NCAA transfer rules							
2007	Did not play							
2008	8-0	31	204	18	186	6.0	1	33
Career	14-0	55	388	39	349	6.3	1	33

* at Florida

DANE Randolph



75

OL • 6-5 • 300 • Sr. • 3V
Columbia, Md.
(Wilde Lake HS)

A fifth-year offensive lineman who is No. 2 on the depth chart at right tackle ... one of three offensive players (along with Darrius Heyward-Bey and Edwin Williams) to start all 13 games last season ... has played in 40 career games, including 23 starts, all at right tackle, which is the third most on the o-line ... graduated in May, 2008 with a degree in criminology and criminal justice.

2008 Highlights: Has played in all 12 games, starting the first six at RT ... part of the unit that surrendered just one sack and helped RB Da'Rel Scott rush for a career-high 197 yards vs. Delaware (8/30) ... part of the unit that scored 35 points vs. then-No. 23 Cal (9/13) ... part of the unit that accounted for 51 points and 486 total yards against Eastern Michigan (9/20) ... a member of a unit which did not allow a sack in the win over Clemson (9/27) ... part of the unit that surrendered just seven sacks during the seven-game span from Sept. 20 to Nov. 15, five of which resulted in Maryland victories ... part of the unit that helped Terp ball carriers rack up 203 rushing yards (including 163 by Scott) vs. NC State (10/25) ... part of the unit that helped Scott and fellow RB Davin Meggett combine for 215 rushing yards and allowed just one sack vs. North Carolina (11/15).

ANDREW Schmitt



31

LS • 6-0 • 236 • Sr. • 2V
Derry, Pa.
(Derry Area HS)

A fifth-year player who took over long-snapping duties in 2005 ... Terps have continued their streak of seasons without a punt blocked, the longest in the nation (none since 1999) ... has played in every game the last four seasons.

2008 Highlights: Has played in all 12 games as the starting long snapper ... the Terps have extended their nation's best streak of games without a punt being blocked to 110 ... recovered his first career fumble vs. Clemson (9/27).

Schmitt's Career Statistics

Defense	G-GS	UT	AT	TT	TFL	Sacks	FC	FR	PBU	Int.
2005	11-11	1	2	3	0.0-0	0.0-0	1	0	0	0-0
2006	13-13	0	0	0	0.0-0	0.0-0	0	0	0	0-0
2007	13-13	0	1	1	0.0-0	0.0-0	0	0	0	0-0
2008	12-12	0	0	0	0.0-0	0.0-0	0	1	0	0-0
Career	49-49	1	3	4	0.0-0	0.0-0	1	1	0	0-0

D'AREL Scott



23

RB • 5-11 • 192 • So. • 1V
Conshohocken, Pa.
(Plymouth-Whitemarsh HS)

A third-year running back who was a freshman All-ACC pick last year by Rivals.com as an all-purpose player ... a first team all-league performer this season ... added to the watch list for the 2008 Maxwell Award, honoring the top college player, in early October ... also added to the watch list for the Doak Walker Award (top running back) ... emerged as the No. 1 TB during preseason camp ... has the ability to make defenders miss, as well as outrun them ... set Maryland freshman records in 2007 for yards per touch (18.5) and kickoff return yards (566) ... his freshman kickoff return yards record was broken by Torrey Smith this season.

2008 Highlights: A first team All-ACC pick by AP/ACSMA ... has started 11 of 12 games ... ranks second in the ACC and 44th in the nation in rushing (87.2 ypg) ... ranks sixth in the ACC and 89th nationally with a team-best 102.7 all-purpose yards per game ... ranks tied for first on the team with six TDs ... has four 100-yard rushing games, which ranks tied for seventh on the Maryland single-season chart ... needs 41 rushing yards to become the seventh back in school history with 1,000 yards on the ground ... rushed for a career-high 197 yards against Delaware (8/30) in his first start -- the most all-time by a Terp in a season-opener and tied for 16th on the team's all-time single-game rushing list ... recorded his first career rushing touchdown on a 63-yard run vs. MTSU (9/6) en route to 123 rushing yards ... his 320 rushing yards during the first two games of the year represented the most in a two-game period by a Terp since Josh Allen rushed for 401 yards against Virginia and NC State (Nov. 13 and Nov. 22, 2003) ... his performance during the first two games of the season marked the first back-to-back 100-yard rushing games for a Maryland ball carrier since Keon Lattimore ran for 112 and 124, respectively, against Wake Forest and Rutgers last season ... carried the ball 19 times for 87 yards and two touchdowns before leaving with a shoulder injury vs. Cal (9/13) ... his 407 rushing yards marks the sixth-highest total all-time by a Terp during the first three games of a season and the 10th-highest total by a Maryland ball carrier during any three-game span ... missed the game against Eastern Michigan (9/20) with a shoulder injury ... returned to post 36 rushing yards vs. Clemson (9/27), including the game-winning 1-yard TD ... rushed 11 times for 36 yards vs. Virginia (10/4) ... took a handoff and threw a 9-yard TD pass to WR Darrius Heyward-Bey for his first career pass completion and TD pass vs. Wake Forest (10/18) ... also carried 18 times for a game-high 73 yards against the Demon Deacons ...

rushed for 163 yards on 23 carries vs. NC State (10/25), including a 24-yard TD run, before leaving the game in the fourth quarter with a shoulder injury ... rushing total against the Wolfpack was the most by a Maryland player in an ACC game since Josh Allen ran for 257 yards against Virginia on Nov. 13, 2003 ... held to a season-low 11 yards on 10 carries vs. Virginia Tech (11/6) ... did post a career-best five receptions for a career-high tying 57 yards vs. the Hokies ... rushed for 129 yards on 29 carries in the hard-fought win over No. 17 North Carolina (11/15) ... his 3-yard TD run during the first quarter capped a nine-play, 76-yard drive to open Maryland's scoring ... had 82 rushing yards vs. FSU (11/22).

Scott's Career Statistics

Rushing	G-GS	Att.	Gain	Lost	Net	Avg.	TD	LP
2007	9-0	14	137	2	135	9.6	0	33
2008	11-11	195	1004	45	959	4.9	6	63
Career	20-11	209	1141	47	1094	5.2	6	63

Receiving	G-GS	Rec	Yds	Avg	TD	LP
2007	9-0	1	57	57.0	1	57
2008	11-11	21	171	8.1	0	25
Career	20-11	22	228	10.4	1	57

Returns	G-GS	KOR	Yds	Avg.	TD	PR	Yds	Avg.	TD
2007	9-0	26	566	21.8	0	0	0	0.0	0
2008	11-11	0	0	---	0	0	0	---	0
Career	11-11	26	566	21.8	0	0	0	0.0	0

TERRELL Skinner



1

DB • 6-3 • 214 • Jr. • 2V
St. Petersburg, Fla.
(Boca Ciega HS)

A fourth-year defensive back who is in his first season as the starting free safety ... moved from wide receiver prior to the 2006 season ... has played in 31 career games.

2008 Highlights: Has started 10 games at free safety ... ranks sixth on the team in tackles (61) ... also tied for fourth on the team in PBUs (3) ... has set career highs in tackles, TFLs and PBUs ... missed the Cal (9/13) and Eastern Michigan games (9/20) due to an ankle injury ... made his first career start against Delaware (8/30), recording a crucial interception, the first of his career, in the fourth quarter that sealed the victory ... contributed eight tackles, including a career-best six solo stops, one TFL, and one PBU vs. MTSU (9/6) ... returned from injury to post four tackles in a win over Clemson (9/27) ... had six tackles, including five solo stops vs. Virginia (10/4) ... credited with three tackles, his first forced fumble of the season and one PBU vs. Wake Forest (10/18) ... notched seven tackles vs. NC State (10/25) ... had a career-high 11 tackles vs. Virginia Tech (11/6) ... had seven tackles, including five solo stops, vs. FSU (11/22) ... also had seven stops vs. BC (11/29).

Skinner's Career Statistics

Defense	G-GS	UT	AT	TT	TFL	Sacks	FC	FR	PBU	Int.
2006	8-0	0	0	0	0.0-0	0.0-0	0	0	0	0-0
2007	13-0	9	3	12	0.0-0	0.0-0	1	0	0	0-0
2008	10-10	30	31	61	3.0-6	0.0-0	1	0	3	1-6
Career	31-10	39	34	73	3.0-6	0.0-0	2	0	3	1-6

Returns	G-GS	KOR	Yds	Avg.	TD	PR	Yds	Avg.	TD
2006	8-0	0	0	0.0	0	0	0	0.0	0
2007	13-0	10	176	17.6	0	0	0	0.0	0
2008	10-10	1	15	15.0	0	0	0	---	0
Career	31-10	11	191	17.4	0	0	0	---	0

TORREY Smith



82

WR • 6-1 • 200 • Fr. • RS
Fredericksburg, Va.
(Stafford HS)

A second-year wideout who has seen increasing time at 'X' receiver ... also returns kickoffs ... already ranks eighth in school history in career kickoff return yards (990) ... one of only four redshirt freshmen to start a game this season (also Dion Armstrong, Lansford Watson and Taylor Watson) ... voted 2007 offensive scout team player of the year.

2008 Highlights: Has played in all 12 games at wide receiver and at kick returner ... has started the last five games at X receiver ... has set Maryland single-season record with 990 kickoff return yards (previous record: 827 by Josh Wilson, 2006) ... ranks sixth in the ACC and 45th in the nation in kickoff returns (24.1 ypr) ... ranks second on the team, fourth in the ACC and 78th nationally in all-purpose yards (107.8 pg) ... his 1,293 all-purpose yards rank 11th on the Maryland single-season list and are a freshman record ... ranks fourth on the team in receptions (22) and third in receiving yards (303) ... averages 13.8 yards per reception, which is second on the team and second in the ACC among freshmen ... made his Maryland debut during the season-opening win over Delaware (8/30) ... returned four kickoffs for 86 yards with a long return of 30 yards vs. MTSU (9/6) ... recorded his first career reception, a 3-yard catch, during the second quarter vs. Cal (9/13) ... also returned one kickoff for 28 yards against the Golden Bears ... enjoyed a breakout game vs. Eastern Michigan (9/20), returning a kickoff for a career-long 57 yards during the second quarter to set up a touchdown and catching two passes, including a career-long 44-yard reception during the third quarter ... returned four kickoffs for 126 yards against the Eagles and led the Terps with 184 all-purpose yards ... had a team-best 98 all-purpose yards vs. Clemson (9/27), including a 6-yard TD reception, the first career score ... posted 170 all-purpose yards, including a career-best 144 kickoff return yards vs. Virginia (10/4) ... made his first career start vs. NC State (10/25), returning four kickoffs for 85 yards to set the team's single-season freshman kickoff return yardage record ... posted a team-best 163 all-purpose yards, including 62 receiving yards (on four receptions) vs. Virginia Tech (11/6) ... had 119 all-purpose

yards vs. FSU (11/22) ... eclipsed the Maryland single-season kickoff return yards record with 106 yards (on five returns) ... had a career-best 245 all-purpose yards vs. Boston College (11/29), which included career marks in receptions (8) and receiving yards (115) ... the all-purpose yardage total vs. BC is the fifth-highest single-game total in the ACC this season.

Smith's Career Statistics

Receiving	G-GS	Rec	Yds	Avg	TD	LP
2008	12-5	22	303	13.8	2	44

Rushing	G-GS	Att.	Gain	Lost	Net	Avg.	TD	LP
2008	12-4	1	0	0	0	---	0	0

Returns	G-GS	KOR	Yds	Avg.	TD	PR	Yds	Avg.	TD
2008	12-5	41	990	24.1	0	0	0	---	0

JORDAN

Steffy



19

QB • 6-1 • 209 • Sr. • 3V
Leola, Pa.
(Conestoga Valley HS)

A fifth-year player who won the starting quarterback job during preseason camp ... fractured his thumb in the 2008 opener and is sidelined indefinitely ... started the first five games in 2007 before being sidelined with a concussion ... served as the backup quarterback in 2004 and 2006 ... graduated in May, 2008 with a kinesiology and is currently pursuing a master's of real estate development.

2008 Highlights: Started the season opener, but missed the last 11 games due to injury ... could be used in an emergency situation ... completed 10 of 18 passes for 115 yards, including a 36-yard completion to WR Darrius Heyward-Bey, before suffering a thumb injury in the win over Delaware (8/30).


Steffy's Career Statistics

Passing	G-GS	Att	Cmp	Pct.	Yds	TD	Int	Lg.	Eff.
2004	6-0	32	12	37.5	132	0	1	43	65.9
2005	Did not play								
2006	1-0	5	0	0.0	0	0	1	0	-40.0
2007	7-5	104	70	67.3	686	2	4	39	121.4
2008	1-1	18	10	55.6	115	0	2	36	87.0
Career	15-6	159	92	57.9	933	2	8	43	101.3

Rushing	G-GS	Att.	Gain	Lost	Net	Avg.	TD	LP
2004	6-0	24	62	93	(-31)	(-1.3)	0	14
2005	Did not play							
2006	1-0	2	1	1	0	0.0	0	1
2007	7-5	52	139	153	(-14)	(-0.3)	1	14
2008	1-1	3	5	10	(-5)	(-1.7)	0	3
Career	15-6	81	207	257	(-50)	(-0.6)	1	14

KENNY

Tate



18

DB • 6-4 • 215 • Fr. • HS
Centreville, Va.
(Centreville HS)

A highly-regarded true freshman DB who is the backup at strong safety ... also sees extensive time on special teams ... moved from wide receiver during the preseason ... one of four true freshmen to see action this season (also Cameron Chism, Matt Furstenburg and Davin Meggett).

2008 Highlights: Has played in all 12 games as a reserve safety and on special teams ... made his Maryland debut vs. Delaware (8/30) ... notched one assisted tackle apiece against the Blue Hens and MTSU (9/6) ... tallied two tackles (both solo) vs. Cal (9/13) ... had a career-high three tackles against Eastern Michigan (9/20) ... had a solo stop vs. Clemson (9/27) ... had two solo stops vs. Virginia (10/4) ... had two solo stops and his first career PBU vs. Wake Forest (10/18) ... returned two kickoffs for 20 yards vs. FSU (11/22) ... had one stop vs. Boston College (11/29).

Tate's Career Statistics

Defense	G-GS	UT	AT	TT	TFL	Sacks	FC	FR	PBU	Int.
2008	12-0	9	4	12	0.0-0	0.0-0	0	0	1	0-0

Returns	G-GS	KOR	Yds	Avg.	TD	PR	Yds	Avg.	TD
2008	12-0	0	0	0.0	0	5	67	13.5	0

JAIMIE

Thomas



76

OL • 6-4 • 330 • Sr. • 3V
Harrisburg, Pa.
(Bishop McDevitt HS)

A fifth-year offensive lineman who is a two-year starter at left guard ... has played in 44 career games, including 33 starts, all at left guard ... a preseason second team All-ACC selection by *Athlon* and *Lindy's* ... started the first seven games in 2007 before suffering a fractured fibula against Virginia, but returned for the Emerald Bowl (12/28/07).

2008 Highlights: An honorable mention All-ACC choice by AP/ACSM ... has started all 12 games at left guard ... part of the unit that surrendered just one sack and helped RB Da'Rel Scott rush for 197 yards vs. Delaware (8/30) ... part of the unit that scored 35 points vs. then-No. 23 Cal (9/13) ... part of the unit that accounted for 51 points and 486 total yards against Eastern Michigan (9/20) ... a member of a unit which did not allow a sack in the win over Clemson (9/27) ... part of the unit that helped Terp ball carriers rack up 203 rushing yards (including 163 by Scott) vs. NC State (10/25) ... part of the unit that helped Scott and fellow RB Davin Meggett combine for 215 rushing yards and allowed just one sack vs. North Carolina (11/15).

CHRIS

Turner



10

QB • 6-4 • 210 • Jr. • 1V
Simi Valley, Calif.
(Chaminade HS)

A fourth-year player who is in his second season as the starter ... took over the No. 1 QB duties after opening-game starter Jordan Steffy was sidelined with a thumb injury ... has started 19 career games ... has a 5-1 career mark as a starter vs. ranked teams (AP) ... ranks seventh on Maryland's career passing yards chart (4,276), fifth in completions (354), seventh in career pass attempts (588) and tied for 13th in TD passes (18) ... started the final eight games last season, leading upsets of top-10 ranked Rutgers and Boston College ... ranked third in the ACC and 36th nationally in passing efficiency (135.5 rating) last season ... has thrown for at least 200 yards in 13 of his 17 starts ... has three career 300-yard passing games which is tied for fourth on the Maryland all-time chart ... ranks 12th in school history in passing efficiency (125.6), just behind Boomer Esiason (126.0/10th) and Shaun Hill (125.7/11th).

2008 Highlights: Has played in all 12 games with 11 starts ... ranks third in the ACC and 58th nationally in passing yards (193.2 pg) ... ranks fifth in the ACC and 74th in the nation in passing efficiency (118.7) ... ranks sixth in the ACC and 78th nationally in total offense (181.5 ypg) ... saw first action of the season when he entered the game against Delaware (8/30) in the third quarter in place of injured QB Jordan Steffy ... passed for 207 yards, including a career-long 80-yard touchdown pass to WR Darrius Heyward-Bey vs. MTSU (9/6) ... completed 15 of 19 passes for 156 yards with two TDs and no picks vs. Cal (9/13) ... his single-game completion percentage against the Golden Bears (78.9 percent) is the 10th best in school history, tying a mark he set vs. Boston College (11/10/07) ... his efficiency rating of 182.65 vs. the Golden Bears is the third-highest of his career and the fifth-highest in the ACC this season ... completed 15 of 23 passes for two TDs against Eastern Michigan (9/20), connecting with Heyward-Bey and TE Dan Gronkowski on scoring plays for the second consecutive game ... won the third start of his career vs. a ranked opponent by completing 16 of 30 passes for 172 yards against Clemson (9/27) ... completed 20 passes for 223 passing yards vs. Virginia (10/4) ... completed 28 of 41 passes (68.3 percent) for 321 yards, including one TD with no interceptions against Wake Forest (10/18) which had the top-rated pass defense in the nation ... connected with nine different receivers, including 11 times to Darrius Heyward-Bey ... managed the offense effectively despite adverse weather conditions vs. NC State (10/25), completing 9 of 25 passes for 126 yards

and a 13-yard TD to Dan Gronkowski ... led the game-winning field goal drive ... completed 19 of 31 passes for 240 yards with one TD vs. Virginia Tech (11/6) ... completed 19 of 31 passes for 141 yards in the win over North Carolina (11/15) ... engineered a 19-play, 73-yard drive that culminated in a game-winning field goal ... converted three times on third down before turning to his legs to save the drive ... on fourth-and-5 from the Tar Heels' 32-yard line, scrambled for 9 yards to move the chains ... that play was nominated for a Pontiac Game Changing Performance ... completed 16 of 20 passes for 149 yards vs. Florida State (11/22) ... had thrown 132 pass attempts without a pick until his 10th attempt of the FSU games ... was sacked a career-high six times vs. the Seminoles ... posted career highs in completions (33), attempts (57) and passing yards (360) vs. No. 20 Boston College (11/29) ... also added his first career rushing TD ... lost for the first time as a starter vs. a ranked opponent.

Turner's Career Statistics

Passing	G-GS	Att	Cmp	Pct.	Yds	TD	Int	Lg.	Eff.
2007	11-8	241	153	63.5	1958	7	7	78	135.51
2008	12-11	347	201	57.9	2318	11	10	80	118.7
Career	23-19	588	354	60.2	4276	18	17	80	125.6

Rushing	G-GS	Att.	Gain	Lost	Net	Avg.	TD	LP
2007	11-8	44	127	153	-26	-2.2	0	41
2008	12-11	41	55	195	-140	-3.4	1	13
Career	23-19	85	182	348	-166	-2.0	1	41

RONNIE Tyler



24

WR • 5-10 • 190 • Fr. • RS
Wagener, S.C.
(Wagener Salley HS/
Hargrave Military Academy)

A second-year wideout who is No. 2 on the depth chart at the F receiver position (slot) ... has very good hands and is elusive in space.

2008 Highlights: Ranks sixth on the team in receptions (15) and receiving yards (170) ... 10 of his 15 receptions have come on third down ... made his Maryland debut and recorded his first career reception, a 6-yard completion from QB Jordan Steffy in the second quarter against Delaware (8/30) ... snared a career-long 20-yard reception vs. MTSU (9/6) ... caught one pass for 19 yards against Eastern Michigan (9/20) ... had four receptions for 31 receiving yards vs. Clemson (9/27) ... had a key third-down 10-yard reception which kept the final drive alive, allowing Maryland to kill the clock ... led the team with a career-best five receptions for a career-high 56 yards vs. Virginia (10/4) ... had two catches for 36 yards vs. North Carolina (11/25) ... both receptions came on third down during scoring drives ... had an acrobatic 18-yard reception on third-and-10 during the game-winning march.

Tyler's Career Statistics

Receiving	G-GS	Rec	Yds	Avg	TD	LP
2008	12-0	15	170	11.3	0	20

LANSFORD Watson



80

TE • 6-4 • 250 • Fr. • RS
Brooklyn, N.Y.
(Lincoln HS)


A second-year tight end who is No. 1 on the depth chart at H-back ... one of only four redshirt freshmen to start a game this season (also Dion Armstrong, Torrey Smith and Taylor Watson).

2008 Highlights: Has played in all 12 games, including one start ... his 16.8 yards per catch average is tops on the team among players with at least five receptions ... made his Maryland debut vs. Delaware (8/30) ... notched his first career reception, an acrobatic 29-yard catch on a pass from QB Chris Turner, during the fourth quarter against MTSU (9/6) ... recorded a career-high three catches for 23 yards vs. Cal (9/13) ... made his first career start against Eastern Michigan (9/20) ... had a career-long reception of 32 yards vs. FSU (11/22) ... posted a career-high five receptions for 31 yards vs. Boston College (11/29).

Watson's Career Statistics

Receiving	G-GS	Rec	Yds	Avg	TD	LP
2008	12-1	10	115	11.5	0	29

TAYLOR Watson



36

RB • 6-2 • 235 • Fr. • RS
Accokeek, Md.
(Gwynn Park HS)

A tough, hard-nosed fullback who has seen increasing action this season ... one of only four redshirt freshmen to start a game this season (also Dion Armstrong, Torrey Smith and Lansford Watson).

2008 Highlights: Has played in five games as a reserve fullback ... saw his first career action vs. Wake Forest (10/18) and played in the next four games ... caught his first career pass, an 11-yarder, vs. Virginia Tech (11/6).

Watson's Career Statistics

Rushing	G-GS	Att.	Gain	Lost	Net	Avg.	TD	LP
2008	5-1	0	0	0	0	0.0	0	0

Receiving	G-GS	Rec	Yds	Avg	TD	LP
2008	5-1	1	11	11.0	0	11

EDWIN Williams



60

OL • 6-3 • 315 • Sr. • 3V
Washington, D.C.
(DeMatha HS)

A fifth-year offensive lineman who is in his third season as the team's starting center ... a first team All-ACC selection this season and a consensus preseason first team all-league choice ... on the watch list for the Rimington Trophy (best center in the nation) and the Lombardi Award (best down lineman/linebacker) ... has played in the last 48 games ... his 38 consecutive starts are tops on the team ... nominated for all-league honors in 2007 ... graduated in May, 2008 with a degree in communications.

2008 Highlights: A first team All-ACC selection by AP/ACSM ... has started all 12 games at center ... part of the unit that surrendered just one sack and helped RB Da'Rel Scott rush for 197 yards vs. Delaware (8/30) ... part of the unit that scored 35 points vs. then-No. 23 Cal (9/13) ... part of the unit that accounted for 51 points and 486 total yards against Eastern Michigan (9/20) ... a member of a unit which did not allow a sack in the win over Clemson (9/27) ... headlined a group which did not allow a sack and posted 470 yards of total offense vs. Wake Forest (10/18) ... also recovered a Da'Rel Scott fumble which led to a touchdown ... part of the unit that helped Terp ball carriers rack up 203 rushing yards (including 163 by Scott) vs. NC State (10/25) ... graded out as the top offensive lineman (five big blocks) in the win over North Carolina (11/15) ... earned ACC Offensive Lineman of the Week for that performance which helped Da'Rel Scott (129) and Davin Meggett (86) rush for 215 yards, and allowed Chris Turner to be sacked just once.

ISAIAH Williams



84

WR • 6-3 • 200 • Sr. • 3V
Montclair, N.J.
(Bergen Catholic HS)


A fourth-year wideout who is No. 2 on the depth chart at the X receiver position ... has started 24 career games ... second on the team with a career-high 395 receiving yards in 2007 ... had a career-long 66-yard reception last season vs. Florida State (11/17/07).

2008 Highlights: Played in all 12 games at WR, with starts in the first seven ... recorded a reception apiece against Delaware (8/30) and MTSU (9/6) ... notched two catches for a team-high 64 yards vs. Eastern Michigan (9/20), including a 43-yard touchdown reception from fellow WR Danny Oquendo on a trick play during the fourth quarter ... had two catches for 30 yards vs. Virginia (10/4) ... had one catch for 10 yards vs. UNC (11/25) ... had one catch for 13 yards vs. Boston College (11/29).

I. Williams' Career Statistics

Receiving	G-GS	Rec	Yds	Avg	TD	LP
2005	4-0	1	4	4.0	0	4
2006	13-11	28	379	13.5	3	48
2007	13-6	25	395	15.8	1	66
2008	11-7	9	111	12.3	1	44
Career	40-24	63	889	14.1	5	66

LAQUAN Williams



3

WR • 6-1 • 180 • So. • 1V
Baltimore, Md.
(Baltimore Polytechnic HS)

A third-year wideout who was No. 2 on the depth chart at the Z receiver position before suffering a foot injury ... named to the 2007 *Sporting News* ACC All-Freshman team ... played in the first 10 games last season before missing the final three with a knee injury.

2008 Highlights: Has seen limited action due to injury ... saw time as a reserve wideout in the first two games, then missed the following four ... has missed the last two games with a foot injury ... snared two receptions for 19 yards in the season-opening win over Delaware (8/30) ... returned from injury to play vs. Wake Forest (10/18).

L. Williams' Career Statistics

Receiving	G-GS	Rec	Yds	Avg	TD	LP
2007	10-7	15	217	14.5	0	39
2008	3-0	2	19	9.5	0	11
Career	13-7	17	236	13.9	0	39

ANTHONY Wiseman



6

DB • 5-10 • 185 • Jr. • 2V
Silver Hill, Md.
(DeMatha HS)

A fourth-year defensive back who sits atop the depth chart at one of the cornerback slots along with Nolan Carroll ... has played in each of the last 26 games ... served as the nickel corner last season.


2008 Highlights: Has started all 12 games at cornerback ... has a team-best eight PBUs ... sixth on the team in solo stops (28) ... made his first career start vs. Delaware (8/30) ... contributed five tackles (all solo) and a pass breakup against MTSU (9/6) ... tallied one PBU and one TFL vs. Cal (9/13) ... tied for second on the team with a career-high nine tackles against Eastern Michigan (9/20) ... had six tackles, including a career-high six solo stops vs. Clemson (9/27) ... had three tackles and a career-best two PBUs vs. Virginia (10/4) ... added another PBU to go along with two tackles vs. NC State (10/25) ... posted five stops vs. Virginia Tech (11/6) ... had a solo stop and a PBU vs. North Carolina (11/15) ... had eight tackles (second most in his career) and matched his career high with two PBUs vs. FSU (11/22).

Wiseman's Career Statistics

Defense	G-GS	UT	AT	TT	TFL	Sacks	FC	FR	PBU	Int.
2006	1-0	0	0	0	0.0-0	0.0-0	0	0	2	0-0
2007	13-0	15	8	23	0.5-0	0.0-0	1	1	1	0-0
2008	12-12	28	17	45	1.0-2	0.0-0	0	0	8	0-0
Career	26-12	43	25	68	1.5-2	0.0-0	1	1	11	0-0

Returns	G-GS	KOR	Yds	Avg.	TD	PR	Yds	Avg.	TD
2006	1-0	0	0	0.0	0	0	0	0.0	0
2007	13-0	2	34	17.0	0	4	24	6.0	0
2008	12-12	0	0	---	0	0	0	---	0
Career	26-12	2	34	17.0	0	4	24	6.0	0

ALEX Wujciak



33

LB • 6-3 • 255 • So. • SQ
West Caldwell, N.J.
(Seton Hall Prep HS)

A second-year player who is in his first season as the starting Mike linebacker ... missed the entire 2007 season with a knee injury ... father, Alan, played on Notre Dame's 1974 national title team.

2008 Highlights: A second team All-ACC selection by AP/ACSMAs ... has a team-high 121 tackles ... has started all 12 games at Mike LB ... ranks second in the ACC and tied for 13th nationally in tackles (10.1 pg) ... also ranks tied for first in the ACC in tackles during conference play (11.9) ... has posted double-digit tackles in seven games, including five of the last six ... third on the team in TFLs (6.0) ... made his Maryland debut and first career start vs. Delaware (8/30) ... blocked a field goal attempt in the second quarter against the Blue Hens, a first by a Terp since DL Jeremy Navarre blocked one against Florida State (10/28/06) ... had seven tackles and a fumble recovery vs. MTSU (9/6) ... tallied a game-high 10 stops, including 1.5 TFLs, against Eastern Michigan (9/20) ... tallied a career-high 16 stops, in the win over No. 20 Clemson (9/27) ... had a key stop of QB Cullen Harper on a fourth-and-1 play on the Tigers' final possession ... named Raycom Sports' Player of the Game ... posted a team-best nine stops vs. Virginia (10/4) ... had a game-high 13 stops in the win over Wake Forest (10/18) ... tallied a game-high 15 tackles vs. NC State (10/25), falling just short of his career-best mark ... had a game-high 13 stops vs. Virginia Tech (11/6) ... had six tackles and his first career PBU vs. North Carolina (11/15) ... had a game-high tying 11 tackles vs. FSU (11/22) ... posted a game-high 11 tackles, including a career-high seven solo stops, vs. Boston College (11/29).


Wujciak's Career Statistics

Defense	G-GS	UT	AT	TT	TFL	Sacks	FC	FR	PBU	Int.
2008	12-12	48	73	121	6.0-16	0.0-0	0	1	2	0-0




19

FEMI AKINWANDE
LB • 6-2 • 200 • Jr.-SQ
Laurel, Md.
Eleanor Roosevelt HS



68

OBUM AKUNYILI
DL • 6-3 • 325 • Fr.-RS
Charlottesville, Va.
St. Anne's Bellfield School




51

AARON BALL
LB • 6-0 • 224 • Sr.-SQ
Baltimore, Md.
Balt. Polytechnic HS/Bowie State



26

MIKE BARBOUR
PK • 5-10 • 165 • Fr.-RS
Upper Brookville, N.Y.
St. Anthony's HS




49

LOUIS BERMAN
LB • 6-0 • 220 • So.-SQ
Gambills, Md.
Arundel HS



25

DAN BONATO
RB • 5-8 • 182 • So.-SQ
Woodbine, N.J.
Ocean City HS



79

TYLER BOWEN
OL • 6-6 • 322 • Fr.-RS
Helena, Ga.
Telfair County HS




81

KERRY BOYKINS
WR • 6-1 • 200 • Fr.-HS
Chesapeake, Va.
Oscar Frommel Smith HS



86

DEVONTE CAMPBELL
TE • 6-2 • 240 • Fr.-HS
Forestville, Md.
Forestville HS/Hargrave
Military Academy



26

MICHAEL CARTER
DB • 5-11 • 175 • So.-RS
Windsor, Ontario
Sandwich Secondary School/
Erie Community College




47

JEFF CLEMENT
LB • 6-2 • 239 • Jr.-1V
Westville, N.J.
Deftord HS




50

RICARDO DACOSTA
DL • 6-2 • 250 • Sr.-SQ
Bronx, N.Y.
DeWitt Clinton HS/
Erie Community College



93

IAN DAVIDSON
DL • 6-3 • 280 • Fr.-RS
Alexandria, Va.
St. Stephens & St. Agnes HS



24

ARNOLD DAVIES
DB • 6-0 • 195 • Sr.-SQ
Silver Spring, Md.
Northwest HS/Delaware State



63

R.J. DILL
OL • 6-6 • 274 • Fr.-HS
Camp Hill, Pa.
Trinity HS



51

JOHN DILLON
OL • 6-1 • 285 • Fr.-HS
Rockville, Md.
Wootton HS



25

KEVIN DORSEY
WR • 6-2 • 195 • Fr.-HS
Forestville, Md.
Forestville HS




49

GARY DOUGLAS
RB • 5-11 • 179 • Fr.-HS
Durham, N.C.
Hillside HS



64

TIM DOWNS
LS • 6-0 • 245 • Fr.-RS
Derry, Pa.
Derry HS



87

WEBB DULIN
WR • 5-8 • 165 • Fr.-RS
Easton, Md.
Easton HS



65

DANNY EDWARDS
OL • 6-1 • 276 • So.-SQ
Frederick, Md.
Tuscarora HS



69

JOE FAIELLA
OL • 6-4 • 305 • Fr.-RS
Freehold, N.J.
Freehold Township HS



98

A.J. FRANCIS
DL • 6-5 • 310 • Fr.-HS
Severn, Md.
Gonzaga College [D.C.] HS



89

MATT FURSTENBURG
TE • 6-4 • 230 • Fr.-HS
Flemington, N.J.
Hunterdon Central Regional
HS/The Hun School



56

DEEGE GALT
DL • 6-4 • 264 • Jr.-SQ
Silver Spring, Md.
Good Counsel HS



45

TOMMY GALT
TE • 6-5 • 260 • Jr.-1V
Silver Spring, Md.
Good Counsel HS




64

JUSTIN GILBERT
OL • 6-6 • 283 • Fr.-HS
Richmond, Va.
Monacan HS



15

DREW GLOSTER
TE • 6-4 • 240 • So.-1V
Germantown, Md.
Good Counsel HS




78

ANDREW GONNELLA
OL • 6-5 • 285 • Fr.-RS
Monroe, N.Y.
Monroe-Woodberry HS



66

MAURICE HAMPTON
OL • 6-2 • 295 • Fr.-RS
Hampton, Va.
Phoebus HS




53

STEPHEN HARGETT
LB • 6-0 • 250 • So.-SQ
Los Angeles, Calif.
Loyola HS



57

MATTHEW HARRAKA
OL • 6-4 • 280 • So.-SQ
Ijamsville, Md.
St. John's Catholic Prep




59

DEMETRIUS HARTSFIELD
LB • 6-1 • 225 • Fr.-HS
Raleigh, N.C.
Southeast Regional HS




16

RASHAD HENRY
RB • 5-9 • 185 • Sr.-SQ
Mitchellville, Md.
Flowers HS/Bowie State




27

DOMINIQUE HERALD
DB • 5-11 • 190 • So.-1V
Newark, N.J.
The Pennington School

**21**

TRENTON HUGHES
DB • 5-11 • 175 • Fr.-RS
Virginia Beach, Va.
Kempville HS

**32**

BRANDON JACKSON-MILLS
DB • 5-11 • 160 • So.-SQ
Germantown, Md.
Northwest HS

**71**

BEARTHUR JOHNSON
OL • 6-6 • 350 • Fr.-RS
Hoboken, N.J.
Hoboken HS

**65**

MASENGO KABONGO
DL • 6-1 • 285 • Fr.-HS
Stratford, Conn.
Fairfield College Prep

**36**

PAUL LARIVIERE
RB • 6-0 • 245 • Fr.-RS
Brooklyn, N.Y.
Brooklyn Technical HS

**78**


JUSTIN LEWIS
OL • 6-4 • 320 • Fr.-HS
Johnsonville, S.C.
Johnsonville HS

**85**

TONY LOGAN
WR • 5-10 • 180 • Fr.-RS
Piscataway, N.J.
Piscataway HS

**81**


DAVID MAY
PK • 5-11 • 196 • Jr.-SQ
Rockville, Md.
Charles E. Smith
Jewish Day School

**88**

QUINTIN MCCREE
WR • 6-2 • 185 • Fr.-RS
Brandywine, Md.
Gwynn Park HS/
Hargrave Military Academy

**61**


LEE OLIVER
OL • 6-1 • 310 • Sr.-SQ
Germantown, Md.
Northwestern HS

**46**


STEVE PFISTER
RB • 6-2 • 234 • Jr.-1V
Columbia, Md.
Mount St. Joseph HS

**71**

PAUL PINEGAR
OL • 6-4 • 275 • So.-1V
Brookeville, Md.
Sherwood HS

**42**

BEN POOLER
LB • 6-2 • 230 • Fr.-RS
Morristown, N.J.
Lawrenceville School

**98**

CHRIS RHODES
DL • 6-3 • 265 • Fr.-RS
Columbia, Md.
River Hill HS

**22**

DREW ROBINSON
DB • 5-10 • 197 • Sr.-1V
Germantown, Md.
Watkins Mill HS/Bowie State

**11**


JAMARR ROBINSON
QB • 6-0 • 190 • Fr.-RS
Charlotte, N.C.
Myers Park School

**99**

CARL RUSSELL
DL • 6-6 • 270 • Fr.-HS
Washington, D.C.
H.D. Woodson HS

**79**

KYLE SAPPINGTON
OL • 6-3 • 305 • So.-SQ
Phoenix, Md.
Stephen Decatur HS

**52**


ALEX SCHULTZ
LB • 6-1 • 235 • Sr.-SQ
Gretna, La.
DeLaSalle HS/Towson

**73**

STEPHEN ST. JOHN
OL • 6-6 • 300 • Fr.-RS
Columbia, S.C.
Dutch Fork HS

**53**

HAKEEM SULE
LB • 5-11 • 210 • Jr.-SQ
Baltimore, Md.
McDonogh HS

**9**

RICHARD TAYLOR
DB • 5-11 • 193 • Sr.-2V
Centreville, Va.
Centreville HS

**37**


TED TOWNSLEY
P • 6-0 • 190 • So.-TR
Portsmouth, Va.
Churchland HS/
Louisburg College

**95**

JOE VELLANO
DL • 6-3 • 270 • Fr.-HS
Rexford, N.Y.
Christian Brothers Academy

**15**

AUSTIN WALKER
DB • 6-0 • 185 • Fr.-RS
McLean, Va.
Langley HS

**32**

NICK WALLACE
PK • 5-9 • 195 • So.-TR
Fredericksburg, Va.
Riverbend HS/Indiana [Pa.]

**70**

LAMAR YOUNG
OL • 6-4 • 330 • Fr.-RS
Jonesboro, Ga.
Mundys Mill HS

2008 Season Statistics

RESULTS

RECORD	OVERALL	HOME	AWAY	NEUTRAL
ALL GAMES	7-5	6-1	1-4	0-0
CONFERENCE	4-4	3-1	1-3	0-0
NON-CONFERENCE	3-1	3-0	0-1	0-0


Date	Ranking			Opponent	W/L, Score	Overall	ACC	Time	Attend
	Md	Opp							
Aug 30	-/rv	-/-		DELAWARE (ESPN/ESPN2)	W, 14-7	1-0	0-0	2:58	49,119
Sep 06	-/-	-/-		at Middle Tennessee St. (CS)	L, 14-24	1-1	0-0	2:44	22,605
Sep 13	-/-	23/25		CALIFORNIA (ESPN)	W, 35-27	2-1	0-0	3:25	49,527
Sep 20	-/-	-/-		EASTERN MICHIGAN (ESPN360)	W, 51-24	3-1	0-0	2:53	48,023
Sep 27	-/rv	20/19		at Clemson (Raycom)	W, 20-17	4-1	1-0	3:05	81,500
Oct 04	rv/rv	-/-		at Virginia (ESPN)	L, 0-31	4-2	1-1	2:55	50,727
Oct 18	-/-	21/21		WAKE FOREST (Raycom)	W, 26-0	5-2	2-1	3:06	46,257
Oct 25	rv/rv	-/-		NC STATE (Homecoming) (ESPN 360)	W, 27-24	6-2	3-1	3:00	45,018
Nov 06	21/23	-/-		at Virginia Tech (ESPN)	L, 13-23	6-3	3-2	3:09	66,233
Nov 15	rv/rv	17/17		NORTH CAROLINA (ABC)	W, 17-15	7-3	4-2	3:14	46,113
Nov 22	22/23	-/-		FLORIDA STATE (ESPN)	L, 3-37	7-4	4-3	3:04	51,620
Nov 29	-/-	20/22		at Boston College (ABC)	L, 21-28	7-5	4-4	3:30	42,767

* denotes Atlantic Coast Conference game

Rankings listed as AP / USA Today and are correct as to the date of the game

TEAM STATISTICS

	MD	OPP
SCORING	241	257
Points Per Game	20.1	21.4
FIRST DOWNS	214	235
Rushing	80	104
Passing	119	122
Penalty	15	9
RUSHING YARDAGE	1614	1793
Yards gained rushing	1970	2037
Yards lost rushing	356	244
Rushing Attempts	396	454
Average Per Rush	4.1	3.9
Average Per Game	134.5	149.4
TDs Rushing	15	11
PASSING YARDAGE	2489	2467
Att-Cmp-Int	372-214-12	378-233-8
Average Per Pass	6.7	6.5
Average Per Catch	11.6	10.6
Average Per Game	207.4	205.6
TDs Passing	13	17
TOTAL OFFENSE	4103	4260
Total Plays	768	832
Average Per Play	5.3	5.1
Average Per Game	341.9	355.0
KICK RETURNS: #Yards	50-1086	45-1014
PUNT RETURNS: #Yards	21-140	20-83
INT RETURNS: #Yards	8-43	12-118
KICK RETURN AVERAGE	21.7	22.5
PUNT RETURN AVERAGE	6.7	4.2
INT RETURN AVERAGE	5.4	9.8
FUMBLES-LOST	18-10	21-6
PENALTIES-Yards	55-486	62-545
Average Per Game	40.5	45.4
PUNTS-Yards	53-2194	58-2145
Average Per Punt	41.4	37.0
Net punt average	37.6	32.8
TIME OF POSSESSION/Game	27:42	32:18
3RD-DOWN Conversions	65/161	60/166
3rd-Down Pct	40%	36%
4TH-DOWN Conversions	8/15	11/20
4th-Down Pct	53%	55%
SACKS BY-Yards	25-130	26-190
TOUCHDOWNS SCORED	28	30
FIELD GOALS-ATTEMPTS	15-24	15-22
PAT-ATTEMPTS	28-28	30-30
ATTENDANCE	335677	263832
Games/Avg Per Game	7/47954	5/52766



RUSHING

	G	Att	Gain	Loss	Net	Avg	TD	Lg	Avg/G
Da'Rel Scott	11	195	1004	45	959	4.9	6	63	87.2
Davin Meggett	12	79	430	8	422	5.3	4	38	35.2
Darius Heyward-Bey	11	14	220	12	208	14.9	1	76	18.9
Josh Portis	8	31	204	18	186	6.0	1	33	23.2
Morgan Green	9	14	41	1	40	2.9	2	20	4.4
Danny Oquendo	12	2	4	0	4	2.0	0	3	0.3
Cory Jackson	12	3	5	1	4	1.3	0	4	0.3
Austin Walker	12	1	1	0	1	1.0	0	1	0.1
Emari Lee-Odai	12	1	1	0	1	1.0	0	1	0.1
Torrey Smith	12	1	0	0	0	0.0	0	0	0.0
Jordan Steffy	1	3	5	10	-5	-1.7	0	3	-5.0
Chris Turner	12	41	55	195	-140	-3.4	1	13	-11.7
TEAM	12	11	0	66	-66	-6.0	0	0	-6.0
Total.....	12	396	1970	356	1614	4.1	15	76	134.5
Opponents.....	12	454	2037	244	1793	3.9	11	50	149.4

PASSING

	G	Effic	Att-Cmp-Int	Pct	Yds	TD	Lg	Avg/G
Chris Turner	12	118.74	201-347-10	57.9	2318	11	80	193.2
Jordan Steffy	1	87.00	10-18-2	55.6	115	0	36	115.0
Josh Portis	8	44.53	1-3-0	33.3	4	0	4	0.5
Danny Oquendo	12	395.60	1-2-0	50.0	43	1	43	3.6
Da'Rel Scott	11	252.80	1-2-0	50.0	9	1	9	0.8
Total.....	12	118.81	214-372-12	57.5	2489	13	80	207.4
Opponents.....	12	127.07	233-378-8	61.6	2467	17	59	205.6

RECEIVING

	G	No	Yds	Avg	TD	Lg	Avg/G
Darius Heyward-Bey	11	38	561	14.8	5	80	51.0
Danny Oquendo	12	29	371	12.8	2	50	30.9
Dan Gronkowski	12	29	287	9.9	3	25	23.9
Torrey Smith	12	22	303	13.8	2	44	25.2
Da'Rel Scott	11	21	171	8.1	0	25	15.5
Ronnie Tyler	12	15	170	11.3	0	20	14.2
Cory Jackson	12	12	106	8.8	0	29	8.8
Emari Lee-Odai	12	11	112	10.2	0	23	9.3
Isaiah Williams	12	10	124	12.4	1	43	10.3
Lansford Watson	12	10	115	11.5	0	32	9.6
Davin Meggett	12	9	79	8.8	0	31	6.6
LaQuan Williams	3	2	19	9.5	0	11	6.3
Adrian Cannon	12	2	16	8.0	0	12	1.3
Haroon Brown	11	1	20	20.0	0	20	1.8
Tommy Galt	12	1	18	18.0	0	18	1.5
Taylor Watson	4	1	11	11.0	0	11	2.8
Morgan Green	9	1	6	6.0	0	6	0.7
Total.....	12	214	2489	11.6	13	80	207.4
Opponents.....	12	233	2467	10.6	17	59	205.6

PUNT RETURNS

	No.	Yds	Avg	TD	Long
Danny Oquendo	20	104	5.2	0	15
Adrian Moten	1	21	21.0	0	0
Dominique Herald	0	15	0.0	0	15
Total.....	21	140	6.7	0	15
Opponents.....	20	83	4.2	0	15

INTERCEPTIONS

	No.	Yds	Avg	TD	Long
Jamari McCollough	4	10	2.5	0	10
Kevin Barnes	2	27	13.5	0	17
Terrell Skinner	1	6	6.0	0	6
Adrian Moten	1	0	0.0	0	0
Total.....	8	43	5.4	0	17
Opponents.....	12	118	9.8	1	36

KICKOFFS

	No.	Yds	Avg	TB	OB	Retn	Net	YdLn
Obi Ekekeze	51	3264	64.0	8	0			
Travis Baltz	4	196	49.0	1	1			
Total.....	55	3460	62.9	9	1	1014	41.2	28
Opponents.....	53	3194	60.3	3	1	1086	38.6	31

KICK RETURNS

	No.	Yds	Avg	TD	Long
Torrey Smith	41	990	24.1	0	57
Kenny Tate	5	67	13.4	0	17
Terrell Skinner	1	15	15.0	0	15
Cory Jackson	1	9	9.0	0	9
Dan Gronkowski	1	4	4.0	0	4
Danny Oquendo	1	1	1.0	0	1
Total.....	50	1086	21.7	0	57
Opponents.....	45	1014	22.5	0	55

FUMBLE RETURNS

	No.	Yds	Avg	TD	Long
Total.....	0	0	0.0	0	0
Opponents.....	2	22	11.0	1	22

SCORE BY QTRS	1ST	2ND	3RD	4TH	OT	TOTAL
Maryland	59	60	64	58	-	241
Opponents	60	92	47	58	-	257

SCORING

	TD	FGs	PATs				DXP	Saf	Points
			Kick	Rush	Rcv	Pass			
Obi Egekeze	0	15-24	28-28	0-0	0	0-0	0	0	73
Darius Heyward-Bey	6	0-0	0-0	0-0	0	0-0	0	0	36
Da'Rel Scott	6	0-0	0-0	0-0	0	0-0	0	0	36
Davin Meggett	4	0-0	0-0	0-0	0	0-0	0	0	24
Dan Gronkowski	3	0-0	0-0	0-0	0	0-0	0	0	18
Torrey Smith	2	0-0	0-0	0-0	0	0-0	0	0	12
Danny Oquendo	2	0-0	0-0	0-0	0	0-0	0	0	12
Morgan Green	2	0-0	0-0	0-0	0	0-0	0	0	12
Josh Portis	1	0-0	0-0	0-0	0	0-0	0	0	6
Isaiah Williams	1	0-0	0-0	0-0	0	0-0	0	0	6
Chris Turner	1	0-0	0-0	0-0	0	0-0	0	0	6
Total.....	28	15-24	28-28	0-0	0	0-0	0	0	241
Opponents.....	30	15-22	30-30	0-0	0	0-0	0	1	257

ALL PURPOSE

	G	Rush	Rec	PR	KOR	IR	Tot	Avg/G
Torrey Smith	12	0	303	0	990	0	1293	107.8
Da'Rel Scott	11	959	171	0	0	0	1130	102.7
Darius Heyward-Bey	11	208	561	0	0	0	769	69.9
Davin Meggett	12	422	79	0	0	0	501	41.8
Danny Oquendo	12	4	371	104	1	0	480	40.0
Dan Gronkowski	12	0	287	0	4	0	291	24.2
Josh Portis	8	186	0	0	0	0	186	23.2
Ronnie Tyler	12	0	170	0	0	0	170	14.2
Isaiah Williams	12	0	124	0	0	0	124	10.3
Cory Jackson	12	4	106	0	9	0	119	9.9
Total.....	12	1614	2489	140	1086	43	5372	447.7
Opponents.....	12	1793	2467	83	1014	118	5475	456.2

DEFENSE

	GP	Tackles			Total	TFL/Yds	Sacks No-Yds	Pass Def--		Fumbles-- Rcv-Yds	FF	Blkd Kick	Saf
		Solo	Ast					Int-Yds	BrUp				
33 Alex Wujciak	12-12	48	73	121	6.0-16				2	1-0		1	
34 Dave Philistin	12-10	41	50	91	4.0-13	1.5-7							
48 Moise Fokou	12-12	38	34	72	11.0-47	5.0-29		1					
29 Jeff Allen	12-12	31	32	63	2.0-3				2				
40 Jeremy Navarre	12-12	28	35	63	4.0-16	2.5-13			3		1		
1 Terrell Skinner	10-10	30	31	61	3.0-6			1-6	3		1		
6 Anthony Wiseman	12-12	28	17	45	1.0-2				8				
55 Trey Covington	12-9	22	16	38	3.0-8	2.5-8			1				
44 Chase Bullock	12-2	15	20	35	1.0-1				3				
4 Jamari McCollough	12-2	27	8	35	1.0-8	1.0-8	4-10	2		1-0			
14 Nolan Carroll	9-3	16	14	30	1.0-3				6				
20 Antwine Perez	12-2	13	11	24	2.5-3	1.0-1							
43 Rick Costa	9-2	11	11	22	7.0-24	3.0-10							
92 Dion Armstrong	12-3	7	15	22	1.0-2	1.0-2					1		
90 Travis Ivey	8-3	12	9	21	3.0-11	1.0-4					1		
2 Kevin Barnes	7-7	15	5	20				2-27	5		2	1	
97 Dean Muhtadi	12-3	11	9	20	3.0-13	2.5-12			1				
54 Adrian Moten	9-0	8	12	20	0.5-5	0.5-5	1-0	2		2-0		1	
57 Jared Harrell	12-1	8	9	17	5.0-28	2.0-15					1		
96 Olugbemi Otulaja	10-9	4	10	14	0.5-4	0.5-4							
91 Mack Frost	9-5	6	7	13	1.5-13	1.0-12			1				
18 Kenny Tate	12-0	9	4	13					1				
38 Cory Jackson	12-6	5		5							1		
37 Cameron Chism	8-0	1	4	5									
53 Hakeem Sule	12-0	2	2	4									
58 Derek Drummond	2-1	3	1	4									
26 Michael Carter	7-0	3		3					1		1		
39 Obi Egekeze	12-0	3		3									
22 Drew Robinson	8-0	1	2	3									
85 Tony Logan	7-0	1	1	2						1-0			
74 Bruce Campbell	12-6	1		1									
60 Edwin Williams	12-12	1		1									
9 Richard Taylor	3-0	1		1									
15 Austin Walker	12-0	1		1									
52 Alex Schultz	6-0	1		1									
3 LaQuan Williams	3-0	1		1									
17 Danny Oquendo	12-5	1		1									
8 Darius Heyward-Bey	11-11	1		1									
82 Torrey Smith	12-4	1		1								1	
31 Andrew Schmitt	10-0									1-0			
Total.....	12-12	456	442	898	61-226	25-130	8-43	42	6-0	9	4		
Opponents.....	12-12	482	282	764	72-304	26-190	12-118	39	10-22	12			1

TOTAL OFFENSE

	G	Plays	Rush	Pass	Total	Avg/G
Chris Turner	12	388	-140	2318	2178	181.5
Da'Rel Scott	11	197	959	9	968	88.0
Davin Meggett	12	79	422	0	422	35.2
Darius Heyward-Bey	11	14	208	0	208	18.9
Josh Portis	8	34	186	4	190	23.8
Jordan Steffy	1	21	-5	115	110	110.0
Danny Oquendo	12	4	4	43	47	3.9
Total.....	12	768	1614	2489	4103	341.9
Opponents.....	12	832	1793	2467	4260	355.0

FIELD GOALS

	FGM-FGA	Pct	01-19	20-29	30-39	40-49	50-99	Lg	Blk
Obi Egekeze	15-24	62.5	0-0	7-8	5-8	3-8	0-0	47	0
Opponents	15-22	68.2	0-0	8-10	6-7	1-5	0-0	48	1
Egekeze-Career	32-47	68.1	0-0	13-14	13-19	6-12	0-2	47	0

FG SEQUENCE

	Maryland	Opponents
Delaware	48,44,41	46
Middle Tennessee St.	37	48,(31)
California	27	(29),(22),25
Eastern Michigan	(23),(21),(33)	(23)
Clemson	(23),(30)	(26)
Virginia	-	(32),38
Wake Forest	(40),(39),(35),(26)	40,47
NC State	(47),39,(20)	(28)
Virginia Tech	46,(41),(27)	(35),(30),(27)
North Carolina	(26)	(38),(28),28
Florida State	44,(34)	(22),(34),(48)
Boston College	36	-

Numbers in parentheses indicate field goal was made.

BLOCKED KICKS

Alex Wujciak (FG vs. Delaware)
Adrian Moten (Punt vs. Eastern Michigan)
Kevin Barnes (FG vs. Virginia)
Torrey Smith (Punt vs. Virginia Tech)

Offensive Game-By-Game

RUSHING

TC-Yds. / TD	#5 Green	#8 Heyward-Bey	#10 Turner	#12 Portis	#19 Steffy	#23 Scott	#38 Jackson	#41 Meggett
Delaware	dnp-inj	2-20 / 1	1-2 / 0	4-10 / 0	3-(-5) / 0	26-197 / 0	0-0 / 0	7-52 / 1
at Middle Tenn.	dnp-inj	0-0 / 0	6-(-10) / 0	6-31 / 0	dnp-inj	11-123 / 1	0-0 / 0	2-2 / 0
California	2-0 / 0	1-9 / 0	5-(-30) / 0	2-(-4) / 0	dnp-inj	19-87 / 2	2-5 / 0	13-82 / 1
Eastern Mich.	12-40 / 2	2-81 / 0	2-(-8) / 0	9-98 / 1	dnp-inj	dnp-inj	0-0 / 0	8-23 / 0
at Clemson	0-0 / 0	1-76 / 0	0-0 / 0	2-10 / 0	dnp-inj	23-39 / 1	1-(-1) / 0	1-1 / 0
at Virginia	dnp-cd	0-0 / 0	3-6 / 0	2-9 / 0	dnp-inj	11-36 / 0	0-0 / 0	5-28 / 0
Wake Forest	0-0 / 0	1-1 / 0	3-8 / 0	4-13 / 0	dnp-inj	18-73 / 0	0-0 / 0	6-44 / 0
NC State	0-0 / 0	2-15 / 0	2-(-7) / 0	dnp-cd	dnp-inj	23-163 / 1	0-0 / 0	8-34 / 1
at Virginia Tech	0-0 / 0	1-(-10) / 0	3-(-26) / 0	dnp-cd	dnp-inj	10-11 / 0	0-0 / 0	4-13 / 0
North Carolina	0-0 / 0	2-5 / 0	4-(-1) / 0	2-19 / 0	dnp-cd	29-129 / 1	0-0 / 0	13-86 / 1
Florida State	0-0 / 0	2-11 / 0	6-(-43) / 0	dnp-cd	dnp-cd	12-82 / 0	0-0 / 0	9-53 / 0
at Boston Coll.	0-0 / 0	dnp-inj	6-(-31) / 1	dnp-cd	dnp-cd	13-19 / 0	0-0 / 0	3-4 / 0


**DAVIN
MEGGETT**

RECEIVING

TC-Yds. / TD	#3 L.Williams	#5 Green	#7 Cannon	#8 Heyward-Bey	#13 Gronkowski	#17 Oquendo	#23 Scott	#24 Tyler
Delaware	2-19 / 0	dnp-inj	0-0 / 0	4-70 / 0	0-0 / 0	0-0 / 0	0-0 / 0	2-8 / 0
at Middle Tenn.	0-0 / 0	dnp-inj	1-12 / 0	3-90 / 1	2-23 / 0	2-20 / 0	2-18 / 0	1-18 / 0
California	dnp-inj	1-6 / 0	1-4 / 0	2-59 / 1	4-24 / 1	2-24 / 0	1-13 / 0	0-0 / 0
Eastern Mich.	dnp-inj	0-0 / 0	0-0 / 0	3-31 / 1	2-8 / 1	3-38 / 0	dnp-inj	1-19 / 0
at Clemson	dnp-inj	0-0 / 0	0-0 / 0	0-0 / 0	2-41 / 0	4-49 / 0	4-36 / 0	4-31 / 0
at Virginia	dnp-inj	dnp-cd	0-0 / 0	0-25 / 0	3-38 / 0	1-2 / 0	1-9 / 0	5-56 / 0
Wake Forest	0-0 / 0	0-0 / 0	0-0 / 0	11-101 / 1	6-52 / 0	3-90 / 1	1-1 / 0	0-0 / 0
NC State	dnp-cd	0-0 / 0	0-0 / 0	2-28 / 0	3-37 / 1	0-0 / 0	1-17 / 0	0-0 / 0
at Virginia Tech	dnp-inj	0-0 / 0	0-0 / 0	5-92 / 1	1-4 / 0	1-10 / 0	5-57 / 0	0-0 / 0
North Carolina	dnp-inj	0-0 / 0	0-0 / 0	5-43 / 0	2-14 / 0	3-20 / 0	1-(-1) / 0	2-36 / 0
Florida State	dnp-inj	0-0 / 0	0-0 / 0	3-22 / 0	4-46 / 0	1-7 / 0	3-8 / 0	0-0 / 0
at Boston Coll.	dnp-inj	0-0 / 0	0-0 / 0	dnp-inj	0-0 / 0	9-111 / 1	2-13 / 0	0-0 / 0


**DANNY
OQUENDO**

TC-Yds. / TD	#30 Brown	#38 Jackson	#41 Meggett	#45 T.Galt	#80 L.Watson	#82 Smith	#83 Lee-Odai	#84 I.Williams
Delaware	1-20 / 0	0-0 / 0	1-12 / 0	0-0 / 0	0-0 / 0	0-0 / 0	0-0 / 0	1-(-3) / 0
at Middle Tenn.	0-0 / 0	1-2 / 0	0-0 / 0	0-0 / 0	1-29 / 0	0-0 / 0	0-0 / 0	1-(-3) / 0
California	0-0 / 0	0-0 / 0	0-0 / 0	0-0 / 0	3-23 / 0	1-3 / 0	0-0 / 0	0-0 / 0
Eastern Mich.	0-0 / 0	2-35 / 0	1-2 / 0	0-0 / 0	0-0 / 0	2-58 / 0	0-0 / 0	2-64 / 1
at Clemson	0-0 / 0	0-0 / 0	0-0 / 0	0-0 / 0	0-0 / 0	1-6 / 1	0-0 / 0	1-9 / 0
at Virginia	0-0 / 0	4-24 / 0	2-13 / 0	0-0 / 0	0-0 / 0	2-26 / 0	0-0 / 0	2-30 / 0
Wake Forest	0-0 / 0	3-42 / 0	1-5 / 0	1-18 / 0	0-0 / 0	2-8 / 0	1-13 / 0	0-0 / 0
NC State	0-0 / 0	1-(-6) / 0	1-31 / 0	0-0 / 0	0-0 / 0	0-0 / 0	1-19 / 0	0-0 / 0
at Virginia Tech	0-0 / 0	0-0 / 0	1-0 / 0	0-0 / 0	0-0 / 0	4-62 / 0	0-0 / 0	1-4 / 0
North Carolina	0-0 / 0	0-0 / 0	0-0 / 0	0-0 / 0	0-0 / 0	1-12 / 0	1-7 / 0	1-10 / 0
Florida State	0-0 / 0	0-0 / 0	2-16 / 0	0-0 / 0	1-32 / 0	1-13 / 0	1-5 / 0	0-0 / 0
at Boston Coll.	0-0 / 0	1-9 / 0	0-0 / 0	0-0 / 0	5-31 / 0	8-115 / 1	7-68 / 0	1-13 / 0


**TORREY
SMITH**

PASSING

FIELD GOALS

PUNTING

A-C-I / Y / TD	#10 Turner	#12 Portis	#19 Steffy	Made, Missed	#39 Egekeze	No-Avg. / In20	#35 Baltz
Delaware	3-10 / 11 / 0	0-0-0 / 0 / 0	18-10-2 / 115 / 0	Delaware	48sh, 44wl, 41wr	Delaware	4-43.0 / 2
at Middle Tenn.	28-13-3 / 207 / 1	1-1-0 / 4 / 0	dnp-inj	at Middle Tenn.	37wl	at Middle Tenn.	4-42.8 / 0
California	19-15-0 / 156 / 2	0-0-0 / 0 / 0	dnp-inj	California	27wl	California	4-47.8 / 1
Eastern Mich.	23-15-2 / 212 / 2	1-0-0 / 0 / 0	dnp-inj	Eastern Mich.	23g, 21g, 33g	Eastern Mich.	1-44.0 / 1
at Clemson	30-16-0 / 172 / 1	0-0-0 / 0 / 0	dnp-inj	at Clemson	23g, 30g	at Clemson	7-43.9 / 3
at Virginia	34-20-1 / 223 / 0	0-0-0 / 0 / 0	dnp-inj	at Virginia	---	at Virginia	5-35.8 / 2
Wake Forest	41-28-0 / 321 / 1	0-0-0 / 0 / 0	dnp-inj	Wake Forest	40g, 39g, 35g, 26g	Wake Forest	5-37.4 / 2
NC State	20- 9-0 / 126 / 1	dnp-cd	dnp-inj	NC State	46g, 39wr, 20g	NC State	2-49.5 / 1
at Virginia Tech	31-19-0 / 240 / 1	dnp-cd	dnp-inj	at Virginia Tech	46wr, 41g, 27g	at Virginia Tech	6-48.3 / 3
North Carolina	31-16-0 / 141 / 0	1-0-0 / 0 / 0	dnp-cd	North Carolina	26g	North Carolina	5-35.2 / 1
Florida State	30-16-2 / 149 / 0	dnp-cd	dnp-cd	Florida State	44wr, 34g	Florida State	4-43.0 / 1
at Boston Coll.	57-33-2 / 360 / 2	dnp-cd	dnp-cd	at Boston Coll.	36wl	at Boston Coll.	6-34.3 / 2

inj - injury cd - coach's decision

Defensive Game-By-Game

UT-AT-TT / Sk	#1 Skinner	#2 Barnes	#4 McCollough	#6 Wiseman	#9 Taylor	#14 Carroll	#18 Tate	#20 Perez	#22 Robinson
Delaware	1-5-6 / 0	2-1-3 / 0	0-0-0 / 0	0-2-2 / 0	0-0-0 / 0	0-0-0 / 0	0-1-1 / 0	1-2-3 / 0	dnp-inj
at Middle Tenn.	6-2-8 / 0	3-0-3 / 0	0-0-0 / 0	5-0-5 / 0	0-0-0 / 0	3-2-5 / 0	0-1-1 / 0	0-1-1 / 0	dnp-inj
California	dnp-inj	3-0-3 / 0	6-3-9 / 0	2-0-2 / 0	1-0-1 / 0	3-3-6 / 0	2-0-2 / 0	2-1-3 / 0	dnp-inj
Eastern Mich.	dnp-inj	4-2-6 / 0	0-1-1 / 0	3-6-9 / 0	dnp-inj	dnp-inj	2-1-3 / 0	1-3-4 / 0	dnp-inj
at Clemson	2-2-4 / 0	0-1-1 / 0	3-1-4 / 0	6-0-6 / 0	dnp-inj	dnp-inj	1-0-1 / 0	0-0-0 / 0	0-1-1 / 0
at Virginia	5-1-6 / 0	2-1-3 / 0	3-0-3 / 0	3-0-3 / 0	dnp-inj	dnp-inj	2-0-2 / 0	0-0-0 / 0	0-0-0 / 0
Wake Forest	1-2-3 / 0	1-0-1 / 0	5-0-5 / 0	1-0-1 / 0	dnp-inj	1-1-2 / 0	2-0-2 / 0	0-2-2 / 0	0-0-0 / 0
NC State	2-5-7 / 0	dnp-inj	4-0-4 / 1	1-1-2 / 0	dnp-inj	2-2-4 / 0	0-0-0 / 0	1-0-1 / 0	0-0-0 / 0
at Virginia Tech	4-7-11 / 0	dnp-inj	2-1-3 / 0	2-3-5 / 0	dnp-inj	4-3-7 / 0	0-0-0 / 0	1-1-2 / 0	0-0-0 / 0
North Carolina	1-2-3 / 0	dnp-inj	1-1-2 / 0	1-0-1 / 0	dnp-inj	0-1-1 / 0	0-0-0 / 0	2-0-2 / 0	0-0-0 / 0
Florida State	5-2-7 / 0	dnp-inj	1-0-1 / 0	4-4-8 / 0	dnp-inj	2-1-3 / 0	0-0-0 / 0	2-1-3 / 0	1-1-2 / 0
at Boston Coll.	4-3-7 / 0	dnp-inj	2-1-3 / 0	0-1-1 / 0	dnp-inj	1-1-2 / 0	0-1-1 / 0	3-0-3 / 1	0-0-0 / 0

UT-AT-TT / Sk	#26 Carter	#29 Allen	#33 Wujciak	#34 Philistin	#37 Chism	#40 Navarre	#43 R.Costa	#44 Bullock
Delaware	dnp-cd	1-4-5 / 0	3-5-8 / 0	4-2-6 / 0.0	dnp-cd	3-3-6 / 0.0	1-2-3 / 0.0	2-2-4 / 0
at Middle Tenn.	0-0-0 / 0	7-2-9 / 0	6-1-7 / 0	7-2-9 / 0.0	dnp-cd	4-0-4 / 0.0	1-0-1 / 0.0	2-0-2 / 0
California	3-0-3 / 0	2-4-6 / 0	1-1-2 / 0	6-7-13 / 0.0	dnp-cd	1-4-5 / 0.0	3-3-6 / 1.5	0-0-0 / 0
Eastern Mich.	0-0-0 / 0	3-0-3 / 0	6-4-10 / 0	3-6-9 / 0.5	1-0-1 / 0	3-5-8 / 0.5	1-3-4 / 0.5	2-2-4 / 0
at Clemson	0-0-0 / 0	4-5-9 / 0	3-13-16 / 0	0-2-2 / 0.0	0-1-1 / 0	1-3-4 / 0.0	1-0-1 / 0.0	2-3-5 / 0
at Virginia	0-0-0 / 0	4-1-5 / 0	5-4-9 / 0	2-4-6 / 0.0	0-0-0 / 0	2-1-3 / 0.0	1-1-2 / 0.0	3-4-7 / 0
Wake Forest	0-0-0 / 0	0-3-3 / 0	3-10-13 / 0	3-7-10 / 1.0	0-1-1 / 0	1-4-5 / 1.0	0-2-2 / 0.0	0-0-0 / 0
NC State	dnp-cd	2-2-4 / 0	6-9-15 / 0	1-2-3 / 0.0	0-1-1 / 0	3-3-6 / 1.0	1-0-1 / 0.0	3-8-11 / 0
at Virginia Tech	dnp-cd	2-4-6 / 0	5-8-13 / 0	3-6-9 / 0.0	dnp-inj	2-4-6 / 0.0	2-0-2 / 1.0	0-0-0 / 0
North Carolina	0-0-0 / 0	2-3-5 / 0	1-5-6 / 0	1-2-3 / 0.0	0-1-1 / 0	1-3-4 / 0.0	dnp-cd	0-1-1 / 0
Florida State	0-0-0 / 0	2-4-6 / 0	2-9-11 / 0	4-7-11 / 0.0	0-0-0 / 0	4-2-6 / 0.0	dnp-cd	1-0-1 / 0
at Boston Coll.	dnp-cd	2-0-2 / 0	7-4-11 / 0	7-3-10 / 0.0	0-0-0 / 0	2-3-5 / 0.0	dnp-cd	0-0-0 / 0


ALEX WUKCIAK

UT-AT-TT / Sk	#48 Fokou	#51 Ball	#52 Schultz	#54 Moten	#55 Covington	#57 Harrell
Delaware	0-4-4 / 0.0	0-0-0 / 0	0-0-0 / 0	2-1-3 / 0.0	3-2-5 / 0.0	0-0-0 / 0.0
at Middle Tenn.	5-0-5 / 0.0	0-0-0 / 0	dnp-cd	2-0-2 / 0.0	3-0-3 / 0.0	1-1-2 / 0.0
California	4-2-6 / 2.0	0-0-0 / 0	0-0-0 / 0	2-0-2 / 0.0	1-0-1 / 0.0	1-0-1 / 1.0
Eastern Mich.	2-1-3 / 0.0	0-0-0 / 0	0-0-0 / 0	1-1-2 / 0.5	4-2-6 / 0.5	0-1-1 / 0.0
at Clemson	3-6-9 / 0.0	0-0-0 / 0	dnp-cd	1-2-3 / 0.0	3-1-4 / 0.0	0-2-2 / 0.0
at Virginia	7-0-7 / 1.0	0-0-0 / 0	dnp-cd	dnp-inj	1-4-5 / 0.0	2-2-4 / 0.0
Wake Forest	3-4-7 / 1.0	0-0-0 / 0	1-0-1 / 0	dnp-inj	4-0-4 / 1.0	0-1-1 / 0.0
NC State	1-2-3 / 0.0	0-0-0 / 0	dnp-cd	dnp-inj	0-4-4 / 0.0	0-1-1 / 0.0
at Virginia Tech	4-6-10 / 1.0	0-0-0 / 0	0-0-0 / 0	0-0-0 / 0.0	1-1-2 / 0.0	1-1-2 / 0.0
North Carolina	3-4-7 / 0.0	dnp-cd	dnp-cd	3-2-5 / 0.0	1-1-2 / 1.0	1-1-2 / 1.0
Florida State	2-3-5 / 0.0	0-0-0 / 0	dnp-cd	0-5-5 / 0.0	1-1-2 / 0.0	0-0-0 / 0.0
at Boston Coll.	4-1-5 / 0.0	0-0-0 / 0	dnp-cd	0-1-1 / 0.0	0-0-0 / 0.0	1-0-1 / 0.0


ADRIAN MOTEN

UT-AT-TT / Sk	#90 Ivey	#91 Frost	#92 Armstrong	#96 Otulaja	#97 Muhtadi
Delaware	dnp-inj	0-5-5 / 0	0-0-0 / 0	1-2-3 / 0.0	1-1-2 / 0.0
at Middle Tenn.	dnp-inj	2-0-2 / 0	0-1-1 / 0	1-0-1 / 0.0	2-1-3 / 0.0
California	dnp-inj	0-1-1 / 0	0-0-0 / 0	1-0-1 / 0.0	0-1-1 / 0.5
Eastern Mich.	dnp-inj	dnp-inj	0-3-3 / 0	0-1-1 / 0.5	2-0-2 / 0.0
at Clemson	1-2-3 / 0	0-0-0 / 0	0-2-2 / 0	0-1-1 / 0.0	1-2-3 / 1.0
at Virginia	1-1-2 / 0	0-0-0 / 0	1-0-1 / 0	1-1-2 / 0.0	1-1-2 / 0.0
Wake Forest	0-1-1 / 0	dnp-inj	1-2-3 / 0	0-2-2 / 0.0	1-0-1 / 1.0
NC State	3-0-3 / 0	dnp-inj	1-2-3 / 1	0-0-0 / 0.0	1-2-3 / 0.0
at Virginia Tech	2-1-3 / 1	2-0-2 / 0	2-4-6 / 0	0-2-2 / 0.0	0-0-0 / 0.0
North Carolina	1-1-2 / 0	1-1-2 / 1	0-1-1 / 0	dnp-inj	1-0-1 / 0.0
Florida State	2-2-4 / 0	0-0-0 / 0	0-0-0 / 0	0-1-1 / 0.0	1-1-2 / 0.0
at Boston Coll.	2-1-3 / 0	1-0-1 / 0	2-0-2 / 0	dnp-cd	0-0-0 / 0.0


DEAN MUHTADI

dnp-inj -- did not play/injury; dnp-cd -- did not play/coach's decision

Team Game-By-Game

Game	SCORE	FIRST DOWNS Tot	Ru-Pa-Pe	RUSHING No-Yds-TD	PASSING A-C-I	Yds	TD	TOTAL OFF. PI-Yds	PUNTS No-Avg	FUM F-L	PEN No-Yds	SACKS BY No-Yds	3RD DNS	4TH DNS	TIME OF POSS.
MARYLAND Delaware	14 7	18 13	13- 4- 1 7- 5- 1	45-271-2 34-121-1	21-11-2 23-14-2	126 128	0 0	66-397 57-249	4-43.0 6-36.8	1-0 2-0	4-40 2-10	0- 0 1- 6	5-14 4-12	1-2 0-1	32:00 28:00
MARYLAND at Middle Tennessee	14 28	15 21	4-10- 1 7-13- 1	25-146-1 41-118-1	29-14-3 41-29-0	211 284	1 2	54-357 82-402	4-42.8 4-42.0	2-0 1-1	5-42 8-62	0- 0 3-20	5-11 8-20	0-1 3-4	20:11 39:49
MARYLAND California	35 27	19 26	8- 9- 2 3-21- 2	47-141-3 23- 38-0	20-15-0 60-33-1	156 423	2 3	67-297 83-461	4-47.8 4-47.2	4-2 1-0	3-25 8-75	5-26 4-31	6-12 2-11	0-0 0-2	29:22 30:38
MARYLAND Eastern Michigan	51 24	20 25	8-10- 2 11-13- 1	34-231-3 39-171-1	25-16-2 40-26-3	255 282	3 2	59-486 79-453	1-44.0 3-23.3	0-0 0-0	3-43 4-45	3-19 1- 8	8-13 2-12	1-1 3-5	24:15 35:45
MARYLAND at Clemson	20 17	11 19	3- 8- 0 10- 8- 1	29-123-1 41-221-2	30-16-0 22-15-1	172 151	1 0	59-295 63-372	7-43.9 5-38.0	0-0 3-2	9-70 6-50	1- 6 0- 0	5-15 4-12	0-0 0-1	27:24 32:36
MARYLAND at Virginia	0 31	13 26	3- 8- 2 13-12- 1	21- 79-0 41-201-2	34-20-1 34-25-0	223 226	0 2	55-302 75-427	5-35.8 3-32.7	1-1 1-0	6-49 4-45	1-10 1-11	4-13 10-17	0-2 2-2	24:54 35:06
MARYLAND Wake Forest	26 0	22 14	8-14- 0 5- 9- 0	33-140-0 33- 73-0	42-29-0 32-15-0	330 146	2 0	75-470 65-219	5-37.4 9-36.8	4-2 3-0	3-30 2-25	4-18 0- 0	6-14 3-15	0-0 0-1	34:17 25:43
MARYLAND NC State	27 24	21 21	11- 7- 3 11-10- 0	36-203-2 42-155-1	20- 9-0 29-18-0	126 187	1 2	56-329 71-342	2-49.5 4-36.5	1-1 4-1	5-40 8-78	3-22 1- 7	3- 8 9-15	0-0 1-1	24:00 36:00
MARYLAND at Virginia Tech	13 23	12 20	0-11- 1 12- 8- 0	18-(-12)-0 51-273-1	31-19-0 21-14-0	240 127	1 1	49-228 72-400	6-48.3 5-39.2	1-1 1-1	3-19 8-55	3- 8 3-26	2-11 6-15	0-0 1-1	22:26 37:34
MARYLAND North Carolina	17 15	27 11	15-10- 2 4- 7- 0	53-195-2 25- 75-0	32-16-0 25-11-1	141 210	0 1	85-336 50-285	5-35.2 5-30.0	1-1 1-1	6-50 2-18	3-19 1- 6	9-18 1-11	1-3 0-0	40:29 19:31
MARYLAND Florida State	3 37	16 19	6- 9- 1 12- 7- 0	29-103-0 42-172-2	31-16-2 26-20-0	149 160	0 1	60-252 68-332	4-43.0 3-38.7	2-2 3-0	1- 5 5-40	0- 0 6-43	5-13 7-13	0-1 0-0	23:58 36:02
MARYLAND at Boston College	21 28	21 20	1-19- 1 9- 9- 2	26-(- 6)-1 41-175-0	57-33-2 25-13-0	360 143	2 3	83-354 66-318	6-34.3 7-38.6	0-0 1-0	7-73 5-42	1- 1 5-32	7-19 4-13	5-5 1-2	29:13 30:47

TURNOVERS

Takeaways - 14
Giveaways - 22
Points Following Turnovers
Md. -- 37 (4 TD, 3 FG)
Opp. - 54 (7 TD, 2 FG)

SPECIAL TEAMS

Blocked Kicks (by Md.) -- 4
Blocked Kicks (by Opp.) -- 0

KICKOFF COVERAGE

Kickoffs -- Md. 55, Opp. 53
Fair Catches By -- Md. 0, Opp. 0
Touchbacks By -- Md. 9, Opp. 3
Onside Attempts -- Md. 0-1, Opp. 0-3
Out of Bounds By -- Md. 1, Opp. 1
Returns Allowed (Md.) -- 45-1014 (22.5 avg)
Returns Allowed (Opp.) -- 50-1086 (21.7 avg)
Avg. Opp. Yard-Line Start -- Md. 28, Opp. 31

PUNT COVERAGE

Punts -- Md. 53, Opp. 58
Blocks By -- Md. 2, Opp. 0
Fair Catches Forced -- Md. 14, Opp. 10
Touchbacks By -- Md. 6, Opp. 5
Inside 20 -- Md. 19, Opp. 18
Returns Allowed (Md.) -- 20-83 (4.2 avg)
Returns Allowed (Opp.) -- 21-140 (6.7 avg)

RED ZONE

Md. Scores/Times in Red Zone
Scoring Percentage -- 31-38 (.816)
TD Percentage -- 19-38 (.500)
Scores -- 31 (19 TD, 12 FG)
Non-Scores -- 6 (4 FGA, Int, End Game, Downs)

Opp. Scores/Times in Red Zone
Scoring Percentage -- 36-42 (.857)
TD Percentage -- 22-42 (.524)
Scores -- 36 (22 TD, 14 FG)
Non-Scores -- 6 (3 FGA, Downs, Int, Half)

TERRAPINS WHEN...

	Total	ACC		Total	ACC
Record	7-5	4-4	Leading After 1st Qtr	3-0	1-0
Home	6-1	3-1	Tied After 1st Qtr	2-3	1-2
Away	1-4	1-3	Behind After 1st Qtr	2-2	2-2
Current Streak	Lost 2	Lost 2	Leading at Halftime	4-0	1-0
Current Home Streak	Lost 1	Lost 1	Tied at Halftime	1-0	1-0
Current Road Streak	Lost 3	Lost 3	Behind at Halftime	2-5	2-4
Day Game	7-1	4-1	Leading After 3rd Qtr	4-0	1-0
Night Game	0-4	0-3	Tied After 3rd Qtr	1-0	1-0
TV Game	5-4	3-4	Behind After 3rd Qtr	2-5	2-4
August	1-0	0-0	Scoring 20+ Points	5-1	3-1
September	3-1	1-0	Scoring 30+ Points	2-0	0-0
October	2-1	2-1	Allowing 10+ Points	2-0	1-0
November	1-3	1-3	Allowing 20+ Points	4-0	3-0
vs. Top 25	4-1	3-1	With 100-Yard Rusher	3-1	2-0
Scoring First	4-0	1-0	Allowing 100-Yard Rusher	1-3	1-3
Come-From-Behind	3-5	3-4	With 300-Yard Passer	1-1	1-1
Outgain Opponent	4-1	2-1	Allowing 300-Yard Passer	1-0	0-0
Fewer Turnovers	3-0	2-0			
More Time of Possession	3-0	2-0			

Season Superlatives

INDIVIDUAL MARYLAND GAME HIGHS

Rushes	29	Da'Rel Scott vs North Carolina (Nov 15, 2008)
Yards Rushing	197	Da'Rel Scott vs Delaware (Aug 30, 2008)
TD Rushes	2	Da'Rel Scott vs California (Sep 13, 2008)
		Morgan Green vs Eastern Michigan (Sep 20, 2008)
Long Rush	76	Darius Heyward-Bey at Clemson (Sep 27, 2008)
Pass attempts	57	Chris Turner at Boston College (Nov 29, 2008)
Pass completions	33	Chris Turner at Boston College (Nov 29, 2008)
Yards Passing	360	Chris Turner at Boston College (Nov 29, 2008)
TD Passes	2	Chris Turner vs California (Sep 13, 2008)
		Chris Turner vs Eastern Michigan (Sep 20, 2008)
		Chris Turner at Boston College (Nov 29, 2008)
Long Pass	80	Chris Turner at Middle Tennessee St. (Sep 6, 2008)
Receptions	11	Darius Heyward-Bey vs Wake Forest (Oct 18, 2008)
Yards Receiving	115	Torrey Smith at Boston College (Nov 29, 2008)
TD Receptions	1	Darius Heyward-Bey at Middle Tennessee St. (Sep 6, 2008)
		Dan Gronkowski vs California (Sep 13, 2008)
		Darius Heyward-Bey vs California (Sep 13, 2008)
		Darius Heyward-Bey vs Eastern Michigan (Sep 20, 2008)
		Isaiah Williams vs Eastern Michigan (Sep 20, 2008)
		Dan Gronkowski vs Eastern Michigan (Sep 20, 2008)
		Torrey Smith at Clemson (Sep 27, 2008)
		Darius Heyward-Bey vs Wake Forest (Oct 18, 2008)
		Danny Oquendo vs Wake Forest (Oct 18, 2008)
		Dan Gronkowski vs NC State (Oct 25, 2008)
		Darius Heyward-Bey at Virginia Tech (Nov 06, 2008)
		Danny Oquendo at Boston College (Nov 29, 2008)
		Torrey Smith at Boston College (Nov 29, 2008)
Long Reception	80	Darius Heyward-Bey at Middle Tennessee St. (Sep 6, 2008)
Field Goals	4	Obi Egekeze vs Wake Forest (Oct 18, 2008)
Long Field Goal	47	Obi Egekeze vs NC State (Oct 25, 2008)
Punts	7	Travis Baltz at Clemson (Sep 27, 2008)
Punting Avg	49.5	Travis Baltz vs NC State (Oct 25, 2008)
Long Punt	59	Travis Baltz at Virginia Tech (Nov 06, 2008)
Long Punt Return	15	Danny Oquendo vs Delaware (Aug 30, 2008)
		Dominique Herald vs Eastern Michigan (Sep 20, 2008)
Long Kickoff Return	57	Torrey Smith vs Eastern Michigan (Sep 20, 2008)
Tackles	16	Alex Wujciak at Clemson (Sep 27, 2008)
Sacks	2.0	Moise Fokou vs California (Sep 13, 2008)
Tackles For Loss	2.5	Jeremy Navarre vs NC State (Oct 25, 2008)
Interceptions	2	Jamari McCollough vs Eastern Michigan (Sep 20, 2008)

MARYLAND TEAM HIGHS

Rushes	53	vs North Carolina (Nov 15, 2008)
Yards Rushing	271	vs Delaware (Aug 30, 2008)
Yards Per Rush	6.8	vs Eastern Michigan (Sep 20, 2008)
TD Rushes	3	vs California (Sep 13, 2008)
		vs Eastern Michigan (Sep 20, 2008)
Pass attempts	57	at Boston College (Nov 29, 2008)
Pass completions	33	at Boston College (Nov 29, 2008)
Yards Passing	360	at Boston College (Nov 29, 2008)
Yards Per Pass	10.2	vs Eastern Michigan (Sep 20, 2008)
TD Passes	3	vs Eastern Michigan (Sep 20, 2008)
Total Plays	85	vs North Carolina (Nov 15, 2008)
Total Offense	486	vs Eastern Michigan (Sep 20, 2008)
Yards Per Play	8.2	vs Eastern Michigan (Sep 20, 2008)
Points	51	vs Eastern Michigan (Sep 20, 2008)
Sacks By	5	vs California (Sep 13, 2008)
		vs Wake Forest (Oct 18, 2008)
First Downs	27	vs North Carolina (Nov 15, 2008)
Penalties	9	at Clemson (Sep 27, 2008)
Penalty Yards	73	at Boston College (Nov 29, 2008)
Turnovers	4	vs Florida State (Nov 22, 2008)
Interceptions By	3	vs Eastern Michigan (Sep 20, 2008)

INDIVIDUAL OPPONENT GAME HIGHS

Rushes	32	Evans, D. at Virginia Tech (Nov 06, 2008)
Yards Rushing	253	Evans, D. at Virginia Tech (Nov 06, 2008)
TD Rushes	1	11 players, last by Ponder, vs Florida State (Nov 22, 2008)
Long Rush	50	Evans, D. at Virginia Tech (Nov 06, 2008)
Pass attempts	58	Riley, vs California (Sep 13, 2008)
Pass completions	33	Riley, vs California (Sep 13, 2008)
Yards Passing	423	Riley, vs California (Sep 13, 2008)
TD Passes	3	Riley, vs California (Sep 13, 2008)
Long Pass	59	Sexton, vs North Carolina (Nov 15, 2008)
Receptions	9	Stone, vs Eastern Michigan (Sep 20, 2008)
Yards Receiving	138	Cunningham, vs California (Sep 13, 2008)
TD Receptions	2	Kevin Ogletree, at Virginia (Oct 04, 2008)
Long Reception	59	Arnold, vs North Carolina (Nov 15, 2008)
Field Goals	3	Keys, D. at Virginia Tech (Nov 06, 2008)
		Gano, vs Florida State (Nov 22, 2008)
Long Field Goal	48	Gano, vs Florida State (Nov 22, 2008)
Punts	9	Popham, vs Wake Forest (Oct 18, 2008)
Punting Avg	47.2	Anger, vs California (Sep 13, 2008)
Long Punt	63	Anger, vs California (Sep 13, 2008)
Long Punt Return	15	Harris, V. at Virginia Tech (Nov 06, 2008)
Long Kickoff Return	55	Roberts, D. at Virginia Tech (Nov 06, 2008)
Tackles	13	Walters, vs Delaware (Aug 30, 2008)
Sacks	3.5	Brown, vs Florida State (Nov 22, 2008)
Tackles For Loss	4.5	Brown, vs Florida State (Nov 22, 2008)
Interceptions	1	12 players, last by Herzlich, at Boston Coll (Nov 29, 2008)

OPPONENT TEAM HIGHS

Rushes	56	vs Clemson (Oct 27, 2007)
Rushes	51	at Virginia Tech (Nov 06, 2008)
Yards Rushing	273	at Virginia Tech (Nov 06, 2008)
Yards Per Rush	5.4	at Clemson (Sep 27, 2008)
TD Rushes	2	at Clemson (Sep 27, 2008)
		at Virginia (Oct 04, 2008)
		vs Florida State (Nov 22, 2008)
Pass attempts	60	vs California (Sep 13, 2008)
Pass completions	33	vs California (Sep 13, 2008)
Yards Passing	423	vs California (Sep 13, 2008)
Yards Per Pass	8.4	vs North Carolina (Nov 15, 2008)
TD Passes	3	vs California (Sep 13, 2008)
		at Boston College (Nov 29, 2008)
Total Plays	83	vs California (Sep 13, 2008)
Total Offense	461	vs California (Sep 13, 2008)
Yards Per Play	5.9	at Clemson (Sep 27, 2008)
Points	37	vs Florida State (Nov 22, 2008)
Sacks By	6	vs Florida State (Nov 22, 2008)
First Downs	26	vs California (Sep 13, 2008)
		at Virginia (Oct 04, 2008)
Penalties	8	at Middle Tennessee St. (Sep 6, 2008)
		vs California (Sep 13, 2008)
		vs NC State (Oct 25, 2008)
		at Virginia Tech (Nov 06, 2008)
Penalty Yards	78	vs NC State (Oct 25, 2008)
Turnovers	3	vs Eastern Michigan (Sep 20, 2008)
		at Clemson (Sep 27, 2008)
Interceptions By	3	at Middle Tennessee St. (Sep 6, 2008)

Game-By-Game Starters

OFFENSE

GAME	WR / TE	Left Tackle	Left Guard	Center	Right Guard	Right Tackle	Tight End	Quarterback	Tailback	FB / TE / WR	Wide Receiver
Delaware	I.Williams ¹⁸	Burley ¹³	Thomas ¹¹	E.Williams ²⁷	Griffin ⁵	Randolph ¹⁸	Gronkowski ¹⁸	Steffy ⁶	Scott ¹	Jackson ¹²	Heyward-Bey ²⁴
at Middle Tenn.	I.Williams ¹⁹	Burley ¹⁴	Thomas ¹²	E.Williams ²⁸	P.Costa ⁸	Randolph ¹⁹	Gronkowski ¹⁹	Turner ⁹	Scott ²	Jackson ¹³	Heyward-Bey ²⁵
California	I.Williams ²⁰	Burley ¹⁵	Thomas ¹³	E.Williams ²⁹	P.Costa ⁹	Randolph ²⁰	Gronkowski ²⁰	Turner ¹⁰	Scott ³	Jackson ¹⁴	Heyward-Bey ²⁶
Eastern Mich.	L.Watson ¹	Burley ¹⁶	Thomas ¹⁴	E.Williams ³⁰	P.Costa ¹⁰	Randolph ²¹	Gronkowski ²¹	Turner ¹¹	Meggett ¹	Jackson ¹⁵	Heyward-Bey ²⁷
at Clemson	I.Williams ²¹	Burley ¹⁷	Thomas ¹⁵	E.Williams ³¹	P.Costa ¹¹	Randolph ²²	Gronkowski ²²	Turner ¹²	Scott ⁴	Oquendo ⁷	Heyward-Bey ²⁸
at Virginia	I.Williams ²²	Burley ¹⁸	Thomas ¹⁶	E.Williams ³²	P.Costa ¹²	Randolph ²³	Gronkowski ²³	Turner ¹³	Scott ⁵	Jackson ¹⁶	Heyward-Bey ²⁹
Wake Forest	I.Williams ²³	B.Campbell ²	Thomas ¹⁷	E.Williams ³³	P.Costa ¹³	Burley ¹⁹	Gronkowski ²⁴	Turner ¹⁴	Scott ⁶	Jackson ¹⁷	Heyward-Bey ³⁰
NC State	Smith ¹	B.Campbell ³	Thomas ¹⁸	E.Williams ³⁴	P.Costa ¹⁴	Burley ²⁰	Gronkowski ²⁵	Turner ¹⁵	Scott ⁷	Oquendo ⁸	Heyward-Bey ³¹
at Virginia Tech	Smith ²	B.Campbell ⁴	Thomas ¹⁹	E.Williams ³⁵	P.Costa ¹⁵	Burley ²¹	Gronkowski ²⁶	Turner ¹⁶	Scott ⁸	T.Watson ¹	Heyward-Bey ³²
North Carolina	Smith ³	B.Campbell ⁵	Thomas ²⁰	E.Williams ³⁶	P.Costa ¹⁶	Burley ²²	Gronkowski ²⁷	Turner ¹⁷	Scott ⁹	Oquendo ⁹	Heyward-Bey ³³
Florida State	Smith ⁴	B.Campbell ⁶	Thomas ²¹	E.Williams ³⁷	P.Costa ¹⁷	Burley ²³	Gronkowski ²⁸	Turner ¹⁸	Scott ¹⁰	Oquendo ¹⁰	Heyward-Bey ³⁴
at Boston Coll.	Smith ⁵	B.Campbell ⁷	Thomas ²²	E.Williams ³⁸	P.Costa ¹⁸	Burley ²⁴	Gronkowski ²⁹	Turner ¹⁹	Scott ¹¹	Oquendo ¹¹	Lee-Odai ¹

DEFENSE

GAME	Def. End	Def. Tackle	Def. Tackle	LEO	WLB	MLB	SLB	Cornerback	Strong Safety	Free Safety	Cornerback
Delaware	Frost ¹	Navarre ³⁶	Otulaja ¹	Covington ³⁵	Bullock ¹	Wujciak ¹	Fokou ¹⁵	Wiseman ¹	Allen ¹	Skinner ¹	Barnes ¹⁵
at Middle Tenn.	Frost ²	Navarre ³⁷	Otulaja ²	Covington ³⁶	Philistin ¹⁶	Wujciak ²	Fokou ¹⁶	Wiseman ²	Allen ²	Skinner ²	Barnes ¹⁶
California	Frost ³	Navarre ³⁸	Otulaja ³	R.Costa ²	Philistin ¹⁷	Wujciak ³	Fokou ¹⁷	Wiseman ³	Allen ³	Perez ¹	Barnes ¹⁷
Eastern Mich.	Muhtadi ¹	Navarre ³⁹	Otulaja ⁴	R.Costa ³	Philistin ¹⁸	Wujciak ⁴	Fokou ¹⁸	Wiseman ⁴	Allen ⁴	Perez ²	Barnes ¹⁸
at Clemson	Muhtadi ²	Navarre ⁴⁰	Otulaja ⁵	Covington ³⁷	Philistin ¹⁹	Wujciak ⁵	Fokou ¹⁹	Wiseman ⁵	Allen ⁵	Skinner ³	Barnes ¹⁹
at Virginia	Frost ⁴	Navarre ⁴¹	Otulaja ⁶	Covington ³⁸	Philistin ²⁰	Wujciak ⁶	Fokou ²⁰	Wiseman ⁶	Allen ⁶	Skinner ⁴	Barnes ²⁰
Wake Forest	Harrell ¹	Navarre ⁴²	Otulaja ⁷	Covington ³⁹	Philistin ²¹	Wujciak ⁷	Fokou ²¹	Wiseman ⁷	Allen ⁷	Skinner ⁵	Barnes ²¹
NC State	Muhtadi ³	Navarre ⁴³	Otulaja ⁸	Covington ⁴⁰	Philistin ²²	Wujciak ⁸	Fokou ²²	Wiseman ⁸	Allen ⁸	Skinner ⁶	Carroll ¹
at Virginia Tech	Frost ⁵	Navarre ⁴⁴	Otulaja ⁹	Covington ⁴¹	Philistin ²³	Wujciak ⁹	Fokou ²³	Wiseman ⁹	Allen ⁹	Skinner ⁷	Carroll ²
North Carolina	Navarre ⁴⁵	Armstrong ¹	Ivey ¹	Covington ⁴²	Philistin ²⁴	Wujciak ¹⁰	Fokou ²⁴	Wiseman ¹⁰	Allen ¹⁰	Skinner ⁸	McCollough ¹
Florida State	Navarre ⁴⁶	Armstrong ²	Ivey ²	Covington ⁴³	Philistin ²⁵	Wujciak ¹¹	Fokou ²⁵	Wiseman ¹¹	Allen ¹¹	Skinner ⁹	Carroll ³
at Boston Coll.	Navarre ⁴⁷	Armstrong ³	Ivey ³	Drummond ¹	Philistin ²⁶	Wujciak ¹²	Fokou ²⁶	Wiseman ¹²	Allen ¹²	Skinner ¹⁰	McCollough ²

CLASS STARTERS BY GAME (INCLUDES PUNTER & KICKER)

GAME	Seniors	Juniors	Sophomores	R-Freshmen	True Freshmen	Total
Delaware	17	4	3	0	0	24
at Middle Tenn.	15	6	3	0	0	24
California	15	5	4	0	0	24
Eastern Mich.	14	5	3	1 (L.Watson)	1 (Meggett)	24
at Clemson	16	5	3	0	0	24
at Virginia	15	6	3	0	0	24
Wake Forest	13	7	4	0	0	24
NC State	13	6	4	1 (Smith)	0	24
at Virginia Tech	12	6	4	2 (Smith, T.Watson)	0	24
North Carolina	11	7	4	2 (Smith, Armstrong)	0	24
Florida State	11	7	4	2 (Smith, Armstrong)	0	24
at Boston Coll.	10	6	5	3	0	24



DAVE PHILISTIN

TERRAPIN PLAYING-EXPERIENCE SUPERLATIVES

	Offense	Defense
Most overall starts, career —	38, Edwin Williams (C)	47, Jeremy Navarre (DL)
	34, Darrius Heyward-Bey (WR)	43, Trey Covington (LEO)
Most overall starts, 2008 —	12, Jaimie Thomas (LG), Edwin Williams (C)	12, by 5 players
	Dan Gronkowski (TE)	
Most consecutive starts, career —	38, Edwin Williams (C)	33, Jeremy Navarre (DT/DE)
	12, Dan Gronkowski (TE), Jaimie Thomas (LG)	25, Moise Fokou (LB)
Most consecutive starts, 2008 —	12, Jaimie Thomas (LG), Edwin Williams (C)	12, by 5 players
	Dan Gronkowski (TE)	

Participation Chart

SENIORS (31)	DEL	MTS	CAL	EM	CU	VA	WF	NCS	VT	NC	FS	BC
2 Barnes DB	S	S	S	S	S	S	S	inj	inj	inj	inj	inj
9 Taylor DB	x	x	x	inj	inj	inj	inj	inj	inj	inj	inj	inj
13 Gronkowski TE	S	S	S	S	S	S	S	S	S	S	S	S
16 Henry RB	cd	dnt	cd	cd	dnt	dnt	cd	cd	dnt	cd	cd	dnt
17 Oquendo WR	x	x	x	x	S	x	x	S	x	S	S	S
19 Steffy QB	S	inj	inj	inj	inj	inj	inj	inj	inj	cd	cd	cd
22 D.Robinson DB	inj	inj	inj	inj	x	x	x	x	x	x	x	x
24 Davies DB	cd	dnt	cd	cd	dnt	dnt	cd	cd	dnt	cd	cd	dnt
29 Allen DB	S	S	S	S	S	S	S	S	S	S	S	S
31 Schmitt LS	x	x	x	x	x	x	x	x	x	x	x	x
34 Philistin LB	x	S	S	S	S	S	S	S	S	S	S	S
39 Egekeze PK	S	S	S	S	S	S	S	S	S	S	S	S
40 Navarre DL	S	S	S	S	S	S	S	S	S	S	S	S
43 R.Costa LB	x	x	S	S	x	x	x	x	x	cd	cd	cd
44 Bullock LB	S	x	x	x	x	x	x	x	x	x	x	x
48 Fokou LB	S	S	S	S	S	S	S	S	S	S	S	S
50 Dacosta DL	cd	dnt	cd	cd	dnt	inj	cd	cd	dnt	cd	cd	dnt
51 Ball LB	x	x	x	x	x	x	x	x	x	cd	x	x
52 Schultz LB	x	cd	x	x	cd	cd	x	cd	x	cd	cd	cd
55 Covington LEO	S	cd	x	x	S	S	S	S	S	S	S	x
60 E.Williams C	S	S	S	S	S	S	S	S	S	S	S	S
61 Oliver OL	cd	dnt	cd	cd	dnt	dnt	cd	cd	dnt	cd	cd	dnt
67 Griffin OL	S	x	x	x	x	x	x	x	x	x	x	x
75 Randolph OL	S	S	S	S	S	S	x	x	x	x	x	x
76 Thomas OL	S	S	S	S	S	S	S	S	S	S	S	S
77 Burley OL	S	S	S	S	S	S	S	S	S	S	S	S
84 L.Williams WR	S	S	S	x	S	S	S	x	x	x	x	x
91 Frost DL	S	S	S	inj	x	S	inj	inj	S	x	x	x
96 Otulaja DL	S	S	S	S	S	S	S	S	S	x	x	cd
97 Muhtadi DL	x	x	x	S	S	x	x	S	x	x	x	x
Class Participation	25-17	23-15	25-15	22-14	23-16	23-15	23-13	21-13	23-12	20-11	21-11	20-10

JUNIORS (19)	DEL	MTS	CAL	EM	CU	VA	WF	NCS	VT	NC	FS	BC
1 Skinner DB	S	S	inj	inj	S	S	S	S	S	S	S	S
4 McCollough DB	x	x	x	x	x	x	x	x	x	S	x	S
6 Wiseman DB	S	S	S	S	S	S	S	S	S	S	S	S
8 Heyward-Bey WR	S	S	S	S	S	S	S	S	S	S	S	inj
10 Turner QB	x	S	S	S	S	S	S	S	S	S	S	S
12 Portis QB	x	x	x	x	x	x	x	cd	cd	x	cd	cd
14 Carroll DB	x	x	x	inj	inj	inj	x	S	S	x	S	x
19 Akinwande LB	cd	dnt	cd	cd	cd	cd	cd	cd	dnt	cd	cd	dnt
38 Jackson RB	S	S	S	S	x	S	S	x	x	x	x	x
45 T.Galt TE	x	x	x	x	x	x	x	x	x	x	x	x
46 Pfister RB	x	x	x	x	x	cd	x	x	x	x	x	x
47 Clement LB	cd	dnt	cd	x	dnt	dnt	cd	x	dnt	cd	cd	dnt
53 Sule LB	x	x	x	x	x	cd	cd	x	x	x	x	x
56 D.Galt DL	x	x	cd	cd	cd	cd	cd	cd	cd	cd	x	cd
57 Harrell LB	x	x	x	x	x	x	S	x	x	x	x	x
72 P.Costa OL	x	S	S	S	S	S	S	S	S	S	S	S
81 May PK	cd	dnt	cd	cd	dnt	dnt	cd	cd	dnt	cd	cd	dnt
90 Ivey DL	inj	inj	inj	inj	x	x	x	x	x	S	S	S
Class Participation	15-4	14-6	12-5	12-5	13-5	11-6	13-7	14-6	13-6	14-7	14-7	12-6

SOPHOMORES (23)	DEL	MTS	CAL	EM	CU	VA	WF	NCS	VT	NC	FS	BC
3 L.Williams WR	x	x	inj	inj	inj	inj	x	cd	inj	inj	inj	inj
5 Green RB	inj	inj	x	x	x	cd	x	x	x	x	x	x
7 Cannon WR	x	x	x	x	x	x	x	x	x	x	x	x
20 Perez DB	x	x	S	S	x	x	x	x	x	x	x	x
23 Scott RB	S	S	S	inj	S	S	S	S	S	S	S	S
25 Bonato RB	cd	cd	cd	cd	dnt	dnt	cd	cd	cd	x	cd	cd
26 Carter DB	cd	x	x	x	x	x	x	cd	cd	x	x	cd
27 Herald DB	cd	dnt	cd	x	inj	inj	inj	inj	inj	inj	inj	inj
30 Brown RB	x	x	x	x	x	cd	x	x	x	x	x	x
32 Jackson-Mills DB	cd	dnt	cd	cd	dnt	dnt	cd	cd	dnt	cd	cd	dnt
32 Wallace PK	cd	dnt	cd	cd	cd	cd	cd	cd	cd	cd	cd	cd
33 Wujciak LB	S	S	S	S	S	S	S	S	S	S	S	S
35 Baltz P	S	S	S	S	S	S	S	S	S	S	S	S
37 Townsley P	cd	cd	cd	cd	cd	cd	cd	cd	cd	cd	cd	cd
49 Berman LB	cd	dnt	cd	cd	dnt	inj	inj	inj	inj	inj	inj	inj
53 Hargett LB	cd	dnt	cd	cd	dnt	dnt	inj	inj	dnt	cd	cd	dnt
54 Moten LB	x	x	x	x	x	inj	inj	inj	x	x	x	x

SOPHOMORES	DEL	MTS	CAL	EM	CU	VA	WF	NCS	VT	NC	FS	BC
57 Harraka OL	cd	dnt	cd	cd	dnt	dnt	cd	cd	dnt	cd	cd	inj
65 Edwards OL	cd	cd	cd	x	cd	cd	x	cd	cd	cd	cd	cd
71 Pinegar OL	x	cd	x	x	cd	cd	x	cd	cd	x	x	cd
74 B.Campbell OL	x	x	x	x	x	x	S	S	S	S	S	S
79 Sappington OL	cd	cd	cd	cd	dnt	dnt	cd	cd	inj	inj	cd	dnt
83 Lee-Odai WR	x	x	x	x	x	x	x	x	x	x	x	S
Class Participation	11-3	11-3	12-4	13-3	11-3	8-3	13-4	9-4	10-4	13-4	12-4	10-5

R-FRESHMEN (26)	DEL	MTS	CAL	EM	CU	VA	WF	NCS	VT	NC	FS	BC
11 J.Robinson QB	cd	cd	cd	cd	cd	cd	x	cd	cd	cd	cd	cd
15 Walker DB	x	x	x	x	x	cd	cd	x	x	x	x	x
21 Hughes DB	cd	x	x	cd	cd	cd	x	cd	x	cd	cd	cd
24 Tyler WR	x	x	x	x	x	x	x	x	x	x	x	x
26 Barbour PK	cd	dnt	cd	cd	dnt	cd	cd	cd	dnt	cd	cd	dnt
27 Dulin WR	cd	dnt	cd	cd	dnt	dnt	cd	cd	dnt	cd	cd	dnt
36 Lariviere RB	cd	dnt	cd	inj	inj	inj	inj	inj	inj	inj	inj	inj
36 T.Watson RB	cd	dnt	cd	cd	dnt	cd	x	x	S	x	x	cd
42 Pooler LB	cd	cd	cd	x	inj	inj	inj	inj	inj	inj	inj	inj
58 Drummond LB	cd	cd	cd	cd	cd	cd	cd	cd	cd	x	x	S
64 Downs LS	cd	cd	cd	cd	cd	cd	cd	cd	cd	cd	cd	cd
66 Hampton OL	cd	dnt	cd	cd	dnt	dnt	cd	cd	dnt	cd	cd	dnt
68 Akunyili OL	cd	dnt	cd	cd	cd	dnt	cd	cd	cd	cd	cd	cd
69 Faiella OL	inj	inj	inj	inj	inj	dnt	cd	cd	dnt	cd	cd	dnt
70 Young OL	cd	cd	cd	x	cd	dnt	x	cd	dnt	cd	cd	cd
71 Johnson OL	cd	dnt	cd	cd	dnt	dnt	cd	cd	dnt	cd	cd	dnt
73 St. John OL	cd	cd	cd	x	cd	cd	cd	inj	inj	cd	cd	dnt
78 Gonnella OL	cd	dnt	cd	cd	dnt	cd	x	cd	cd	cd	inj	cd
79 Bowen OL	inj	inj	inj	inj	inj	inj	inj	inj	inj	inj	inj	inj
80 L.Watson TE	x	x	x	S	x	x	x	x	x	x	x	x
82 Smith WR	x	x	x	x	x	x	x	S	S	S	S	S
85 Logan WR	cd	dnt	x	cd	x	cd	cd	cd	cd	x	x	x
88 McCree WR	cd	cd	x	x	inj	cd	cd	cd	cd	cd	cd	cd
92 Armstrong DL	x	x	x	x	x	x	x	x	x	S	S	S
93 Davidson DL	cd	dnt	cd	cd	dnt	dnt	cd	cd	dnt	cd	cd	dnt
98 Rhodes DL	cd	dnt	cd	cd	dnt	dnt	cd	cd	dnt	cd	cd	dnt
Class Participation	5-0	6-0	8-0	9-1	6-0	4-0	8-0	8-1	8-2	8-2	8-2	7-3

T-FRESHMEN (27)	DEL	MTS	CAL	EM	CU	VA	WF	NCS	VT	NC	FS	BC
16 Green DB	cd	dnt	cd	cd	dnt	dnt	cd	cd	dnt	cd	cd	dnt
18 Tate DB	x	x	x	x	x	x	x	x	x	x	x	x
25 Dorsey WR	inj	inj	inj	inj	inj	inj	inj	inj	inj	inj	inj	inj
27 Brown WR	cd	dnt	cd	cd	dnt	dnt	cd	cd	dnt	cd	cd	dnt
30 Salvatico DB	cd	dnt	cd	cd	dnt	dnt	cd	cd	dnt	cd	cd	dnt
35 Braxton RB	cd	dnt	cd	cd	dnt	dnt	cd	cd	cd	cd	cd	dnt
37 Chism DB	cd	dnt	cd	x	x	x	x	x	inj	x	x	x
41 Meggett RB	x	x	x	S	x	x	x	x	x	x	x	x
41 Law LB	cd	dnt	cd	cd	dnt	dnt	cd	cd	cd	cd	cd	dnt
42 Powell WR	cd	dnt	cd	cd	dnt	dnt	cd	cd	dnt	cd	cd	dnt
47 Wright RB	cd	dnt	cd	cd	dnt	dnt	cd	cd	dnt	cd	cd	dnt
49 Douglas RB	cd	dnt	cd	cd	dnt	dnt	cd	cd	dnt	cd	cd	dnt
51 Dillon OL	cd	dnt	cd	cd	dnt	dnt	cd	cd	dnt	cd	cd	dnt
56 Sidorick LS	cd	dnt	cd	cd	dnt	dnt	cd	cd	dnt	cd	cd	dnt
59 Hartsfield LB	cd	dnt	cd	cd	cd	cd	cd	cd	cd	cd	cd	cd
63 Dill OL	cd	dnt	cd	cd	dnt	dnt	cd	cd	dnt	cd	cd	dnt
65 Gilbert OL	cd	dnt	cd	cd	dnt	dnt	cd	cd	dnt	cd	cd	dnt
65 Kabongo DL	cd	dnt	cd	cd	dnt	cd	cd	cd	dnt	cd	cd	dnt
73 Horton DL	cd	dnt	cd	cd	dnt	dnt	cd	cd	dnt	cd	cd	dnt
78 Lewis OL	cd	cd	cd	cd	cd	cd	cd	cd	cd	cd	cd	cd
81 Boykins WR	cd	dnt	cd	cd	dnt	cd	cd	cd	dnt	cd	cd	dnt
86 D.Campbell TE	cd	dnt	cd	cd	dnt	dnt	cd	cd	dnt	cd	cd	dnt
89 Furstenburg TE	x	x	cd	cd	cd	inj	inj	inj	inj	cd	cd	cd
93 Schlothauer TE	cd	dnt	cd	cd	dnt	dnt	cd	cd	dnt	cd	cd	dnt
95 Vellano DL	inj	inj	inj	inj	inj	inj	inj	inj	inj	inj	inj	inj
98 Francis DL	cd	cd	cd	cd	cd	cd	cd	cd	cd	cd	cd	dnt
99 Russell DL	inj	inj	inj	inj	inj	dnt	cd	cd	dnt	cd	cd	dnt
Class Participation	3-0	3-0	2-0	3-1	3-0	3-0	3-0	3-0	2-0	3-0	3-0	3-0

ACTIVE PLAYERS	59	57	59	59	56	49	60	55	56	58	58	52
----------------	----	----	----	----	----	----	----	----	----	----	----	----

x – indicates played in game; S – indicates started game; cd – indicates did not play/coach's decision
inj – indicates did not play or travel due to injury; dnt – indicates did not travel for reason other than injury; rs – indicates will sit out season as a redshirt

Game Recaps

GAME 1

Aug. 30, 2008
Maryland 14, Delaware 7

COLLEGE PARK, Md. - Da'Rel Scott ran for 197 yards in his first college start and the Maryland defense forced two turnovers in a 14-7 victory over Delaware in the season opener for both teams.

Scott carried 26 times and had runs of 40, 37 and 26 yards. The 5-foot-11, 192-pound sophomore totaled 137 yards rushing last season in nine games as a backup.

The last Maryland running back to gain that much yardage on the ground was Bruce Perry, who had 237 against Wake Forest on Nov. 29, 2003.

Scott also set a Maryland record for most rushing yards in a season-opener. It also ranks 16th on the school's single-game rushing chart.

The Terps defense also chipped in, limiting Delaware to just 249 yards of total offense.

But the Terrapins missed three field goals and had trouble pulling away from Delaware, which has 14 starters back from the team that last year advanced to the Football Championship Subdivision title game.

Senior Jordan Steffy started at quarterback for the Terrapins, completing 10 of 18 passes for 115 yards with two interceptions. Junior Chris Turner came on in the fourth quarter and led the final three drives, going 1-for-3 with 11 passing yards. Junior Josh Portis also played the position, running four times for 10 yards.

The Maryland touchdowns came on a 12-yard reverse by wide receiver Darius Heyward-Bey in the second quarter and on a 14-yard run by Davin Meggett in the third quarter.

Heyward-Bey caught four passes for 70 yards, including a 36-yarder from Steffy which set up his touchdown run.

Delaware closed to 14-7 on a 1-yard run by Johnathon Smith with 5:20 left. The Blue Hens got the ball back with 3:32 left, but after Robby Schoenholt was intercepted by Terrell Skinner and Maryland ran out the clock.

Maryland limited the Blue Hens to 108 yards in the first half and led 7-0 at halftime.

	1st	2nd	3rd	4th	-	Final
Delaware (0-1)	0	0	0	7	-	7
MARYLAND (1-0)	0	7	7	0	-	14

Second Quarter

MD - Darius Heyward-Bey 12 run (Obi Egekeze kick), 8:03

Third Quarter

MD - Davin Meggett 14 run (Obi Egekeze kick), 3:56

Fourth Quarter

DEL - Johnathon Smith 1 run (Jon Striefsky kick), 5:20

	MD	DEL
First Downs	18	13
Rushes-Yards	45-271	34-121
Comp-Att-Int	11-21-2	14-23-2
Passing Yards	126	128
Return Yards	86	86
Punts-Average	4-43.0	6-36.8
Fumbles-Lost	1-0	2-0
Penalties-Yards	4-40	2-10
Sacks By-Yards Lost	0-0	1-6
Time of Possession	32:00	28:00

INDIVIDUAL STATISTICS

RUSHING - Maryland: Da'Rel Scott 26-197, Davin Meggett 7-52-1, Darius Heyward-Bey 2-20-1, Josh Portis 4-10, Chris Turner 1-2, Jordan Steffy 3-minus 5, Team 2-minus 5; Delaware: Johnathon Smith 18-57-1, Phillip Thaxton 7-23, Robby Schoenholt 5-21, Mark Duncan 4-20.

PASSING - Maryland: Jordan Steffy 10-18-2-115, Chris Turner 1-3-0-11; Delaware: Robby Schoenholt 14-22-1-128, Aaron Love 0-1-1-0.

RECEIVING - Maryland: Darius Heyward-Bey 4-70, LaQuan Williams 2-19, Ronnie Tyler 2-8, Aaron Brown 1-20, Davin Meggett 1-12, Isaiah Williams 1-minus 3; Delaware: Aaron Love 4-49, Kervin Michaud 4-28, Mark Duncan 3-34, Robbie Agnone 1-8, Johnathon Smith 1-5, Martwain Johnston 1-4.

MISSED FIELD GOALS - Maryland: Obi Egekeze 48, 44, 41; Delaware: Jon Striefsky 46.

TACKLES - Maryland: Alex Wujciak 3-5-8, Dave Philistin 4-2-6, Jeremy Navarre 3-3-6, Terrell Skinner 1-5-6; Delaware: Anthony Walters 9-4-13, Anthony Bratton 8-1-9, Charles Graves 4-4-8, Erik Johnson 4-4-8, Fred Andrew 3-2-5.

ATT - 49, 119. WEATHER - 87 degrees, partly cloudy.

GAME 2

Sept. 6, 2008
Middle Tennessee St. 24,
Maryland 14

MURFREESBORO, Tenn. - Joe Craddock passed for 256 yards and two touchdowns to lead Middle Tennessee State to a win over Maryland.

Craddock led MTSU on a 10-play, 80-yard drive to open the game, throwing a 5-yard touchdown pass to Sancho McDonald with 9:04 left in the quarter.

The Blue Raiders (1-1) converted a fake punt when punter David DeFatta rolled to the right and threw back to Alvin Ingle for a 28-yard completion.

Maryland answered when Da'Rel Scott dashed 63 yards on the Terrapins second play to tie the game. Scott rushed for a game-high 123 yards, following up a 197-yard performance in last week's season opener vs. Delaware.

The Blue Raiders capitalized on an interception to extend the lead to 17-7 midway through the fourth quarter.

Danny Carmichael recorded his first career interception when Maryland wide receiver Darius Heyward-Bey slipped and fell on a pattern and Chris Turner's pass landed in his hands. Carmichael returned the pick 25 yards to the Maryland 5. Phillip Tanner scored on a 1-yard run three plays later.

Maryland used a big play to pull within 17-14 with 2:15 left in the third quarter. Turner threw a short pass to Heyward-Bey, who turned it into a 80-yard touchdown. It was the second-longest reception of Heyward-Bey's career and longest completion of Turner's.

Craddock's second touchdown pass, a 53-yard strike to Malcolm Beyah with 22 seconds remaining in the third quarter, provided the final margin.

Maryland had three possessions inside the Middle Tennessee 35 in the final quarter but couldn't score.

A drive midway in the fourth quarter ended when backup quarterback Josh Portis was stopped for a loss on fourth down.

The Blue Raiders picked off two passes in the fourth quarter. Ted Riley had one at the MTSU 2 midway through the fourth quarter. Alex Suber's interception in the end zone with 2:18 remaining secured the win.

	1st	2nd	3rd	4th	-	Final
MARYLAND (1-1)	7	0	7	0	-	14
Middle Tenn. St. (1-1)	7	3	14	0	-	24

First Quarter

MT - Sancho McDonald 5 pass fr Joe Craddock (Alan Gendreau kick), 9:04

MD - Da'Rel Scott 63 run (Obi Egekeze kick), 8:14

Second Quarter

MT - FG Alan Gendreau 31, 6:24

Third Quarter

MT - Phillip Tanner 1 run (Gendreau kick), 7:45

MD - Darius Heyward-Bey 80 pass fr Chris Turner (Egekeze kick), 2:15

MT - Malcolm Beyah 53 pass fr Craddock (Gendreau kick), 0:22

	MD	MT
First Downs	15	21
Rushes-Yards	25-146	41-118
Comp-Att-Int	14-29-3	29-41-0
Passing Yards	211	284
Return Yards	91	80
Punts-Average	4-42.8	4-42.0
Fumbles-Lost	2-0	1-1
Penalties-Yards	5-42	8-62
Sacks By-Yards Lost	0-0	3-20
Time of Possession	20:11	39:49

INDIVIDUAL STATISTICS

RUSHING - Maryland: Da'Rel Scott 11-123-1, Josh Portis 6-31, Davin Meggett 2-2, Chris Turner 6-minus 10; Middle Tennessee State: Phillip Tanner 22-61-1, Joe Craddock 9-28, Malcolm Beyah 1-16, Desmond Gee 8-13, D.D. Kyles 1-0.

PASSING - Maryland: Chris Turner 13-28-3-207-1, Josh Portis 1-1-0-4; Middle Tennessee State: Joe Craddock 28-40-0-256-2, David DeFatta 1-1-0-28.

RECEIVING - Maryland: Darius Heyward-Bey 3-90-1, Dan Gronkowski 2-23, Danny Oquendo 2-20, Da'Rel Scott 2-18, Lansford Watson 1-29, Ronnie Tyler 1-20, Adrian Cannon 1-12, Cory Jackson 1-2, Isaiah Williams 1-minus 3; Middle Tennessee State: Wes Caldwell 6-32, Malcolm Beyah 4-94-1, Eldred King 4-30, Sancho McDonald 4-15-1, Desmond Gee 3-2, P.Honeycutt 2-20, Michael Cannon 1-30, Alvin Ingle 1-28, Phillip Tanner 1-12.

MISSED FIELD GOALS - Maryland: Obi Egekeze 37; Middle Tennessee State: Alan Gendreau 48.

TACKLES - Maryland: Jeff Allen 7-2-9, Dave Philistin 7-2-9, Terrell Skinner 6-2-8, Alex Wujciak 6-1-7; Middle Tennessee State: Ivon Hickmon 6-0-6, Jeremy Kellem 4-0-4, Kevin Brown 3-0-3, D.Crompton 3-0-3, Gorby Loreus 3-0-3.

ATT - 22,605. WEATHER - 73 degrees, mostly cloudy.

GAME 3

Sept. 13, 2008
Maryland 35,
No. 23/25 California 27

COLLEGE PARK, Md. - Maryland scored touchdowns on its first three possessions en route to an upset of No. 23 California. The Golden Bears didn't reach the end zone until the closing minutes, and by then it was far too late.

Da'Rel Scott ran for 87 yards and two touchdowns before leaving with a shoulder injury. Chris Turner threw for scores and the Terps (2-1) used a relentless defense to harass the Golden Bears (2-1) from the start.

California scored three touchdowns in the final seven minutes, but it was too late. Quarterback Kevin Riley finished 33-for-58 passing for 423 yards and the three scores. The 58 passes were a school record.

The Terrapins led 21-3 early in the second quarter, 21-6 at halftime and 28-6 after three quarters.

California's Jahvid Best, who amassed 311 yards rushing in his first two games, was at minus-1 after his first five carries. He also absorbed a very hard hit on a short pass with three minutes left in the second quarter and did not return until after halftime.

Riley's 10-yard touchdown pass to Cameron Morrah with 6:55 left made it 28-13, but the Terrapins recovered the ensuing onside kick and needed only two plays to reach the end zone. Two late TDs by the California narrowed the gap, but Maryland got the onside kick after those scores, too.

After Cal failed to get a first down on its opening possession, Maryland moved 60 yards in five plays to take a 7-0 lead. Scott accounted for 44 yards rushing on the drive, including a 24-yard touchdown run.

Riley was then intercepted by Kevin Barnes, who ran 17 yards to the Cal 14. Four plays later, Scott scored from the 1 to make it 14-0.

It was 14-3 before the Terrapins moved 60 yards in a 14-play drive culminated by a 1-yard touchdown pass from Turner to Dan Gronkowski. Turner went 7-for-10 for 55 yards and converted three third downs.

Maryland went up 28-6 in the third quarter on a 27-yard touchdown pass from Turner to Darius Heyward-Bey.

	1st	2nd	3rd	4th	-	Final
California (2-1)	3	3	0	21	-	27
MARYLAND (2-1)	14	7	7	7	-	35

First Quarter

MD - Da'Rel Scott 24 run (Obi Egekeze kick), 11:03

MD - Da'Rel Scott 1 run (Egekeze kick), 8:41

Cal - FG Seawright 29, 4:56

Second Quarter

MD - Dan Gronkowski 1 pass fr Chris Turner (Egekeze kick), 14:56

Cal - FG Seawright 22, 10:10

Third Quarter

MD - Darius Heyward-Bey 27 pass fr Turner (Egekeze kick), 8:36

Fourth Quarter

Cal - Morrah 10 pass fr Riley (Seawright kick), 6:55

MD - Davin Meggett 1 run (Egekeze kick), 6:22

Cal - T. Smith 9 pass fr Riley (Seawright kick), 5:03

Cal - Tucker 10 pass fr Riley (Seawright kick), 1:55

	MD	CAL
First Downs	19	26
Rushes-Yards	47-141	23-38
Comp-Att-Int	15-20-0	33-60-1
Passing Yards	156	423
Return Yards	63	147
Punts-Average	4-47.8	4-47.2
Fumbles-Lost	4-2	1-0
Penalties-Yards	3-25	8-75
Sacks By-Yards Lost	5-26	4-31
Time of Possession	29:22	30:38

INDIVIDUAL STATISTICS

RUSHING - Maryland: Da'Rel Scott 19-87-2, Davin Meggett 13-82-1, Darius Heyward-Bey 1-9, Cory Jackson 2-5, Morgan Green 2-0, Josh Portis 2-minus 4, Chris Turner 5-minus 30, Team 3-minus 8; California: Jahvid Best 10-25, Vereen 5-23, Ross 1-13, Riley 7-minus 23.

PASSING - Maryland: Chris Turner 15-19-0-156-2; Da'Rel Scott 0-1-0-0; California 33-58-1-423-3, Team 0-2-0-0.

RECEIVING - Maryland: Dan Gronkowski 4-24-1, Lansford Watson 3-23, Darius Heyward-Bey 2-59-1, Danny Oquendo 2-24, Da'Rel Scott 1-13, Morgan Green 1-6, Adrian Cannon 1-4, Torrey Smith 1-3; California: Cunningham 7-138, Calvin 5-69, Best 5-65, Morrah 5-49-1, Boateng 4-64, T. Smith 2-17, Vereen 2-minus 1, Tucker 1-10-1, M. Jones 1-8, S. Young 1-4.

MISSED FIELD GOALS - Maryland: Obi Egekeze 27; California: Seawright 25.

TACKLES - Maryland: Dave Philistin 6-7-13, Jamari McCollough 6-3-9, Moise Fokou 4-2-6, Nolan Carroll 3-3-6, Rick Costa 3-3-6, Jeff Allen 2-4-6; California: Aualu 5-3-8, Felder 4-4-8, W. Williams 2-5-7, Thompson 5-1-6, Davis 4-2-6.

ATT - 49,527. WEATHER - 83 degrees, sunny.

The Associated Press contributes to all game recaps

GAME 4

Sept. 20, 2008

Maryland 51, Eastern Michigan 24

COLLEGE PARK, Md. - Wide receiver Darrius Heyward-Bey caught a 32-yard touchdown pass and ran twice for 81 yards, part of a prolific offensive showing that carried Maryland past Eastern Michigan.

Morgan Green ran for two touchdowns and Chris Turner threw for 212 yards and two TDs for the Terrapins (3-1), who scored on nine of their 13 possessions.

Kyle McMahon completed 25 of 37 passes for 278 yards and two touchdowns for the Eagles. But Eastern Michigan (1-3), which had lost its previous three games against Maryland by a combined 132-19 score, was let down by a defense that forced only one punt and yielded 486 yards.

Heyward-Bey had runs of 35 and 46 yards, each of which set up a TD. He finished as the second-leading rusher for Maryland. Despite playing without injured Da'Rel Scott the Terrapins finished with 231 yards rushing.

Adrian Moten blocked a punt and had an interception to help the Terrapins go up 17-0 early in the second quarter.

After letting its lead dwindle to 24-14, Maryland scored on its first possession of the second half. Heyward-Bey ran 46 yards on the opening play, which led to Turner's 4-yard pass to tight end Dan Gronkowski in the end zone.

It was 34-17 after three quarters, and a 33-yard field goal by Obi Ekekeze put the Terps up by 20 with 11:46 to go.

After EMU closed to 37-24, Heyward-Bey lateraled to Danny Oquendo, who threw a 43-yard TD pass to Isaiah Williams for a 44-24 lead.

Heyward-Bey ran 35 yards on an end around. Nine plays later, Green scored from the 1 on fourth-and-goal for a 10-0 lead.

In the second quarter, Moten picked off a McMahon pass at the Eastern Michigan 48 before Green ran around right end for a 20-yard score.

	1st	2nd	3rd	4th	-	Final
Eastern Michigan (1-3)	0	14	3	7	-	24
MARYLAND (3-1)	10	14	10	17	-	51

First Quarter

MD - FG Obi Ekekeze 23, 11:04
MD - Morgan Green 1 run (Ekekeze kick), 2:45

Second Quarter

MD - Morgan Green 20 run (Ekekeze kick), 11:14
EM - Terrence Blevins 7 run (Joe Carithers kick), 5:08
MD - Darrius Heyward-Bey 32 pass fr Chris Turner (Ekekeze kick), 4:49
EM - Josh Leduc 13 pass fr Kyle McMahon (Carithers kick), 0:44

Third Quarter

MD - Dan Gronkowski 4 pass fr Turner (Ekekeze kick), 13:27
EM - FG Joe Carithers 23, 7:15
MD - FG Obi Ekekeze 21, 4:19

Fourth Quarter

MD - FG Obi Ekekeze 33, 11:46
EM - Jacory Stone 2 pass fr McMahon (Carithers kick), 8:03
MD - Isaiah Williams 43 pass fr Danny Oquendo (Ekekeze kick), 6:18
MD - Josh Portis 8 run (Ekekeze kick), 1:20

	MD	EMU
First Downs	20	25
Rushes-Yards	34-231	39-171
Comp-Att-Int	16-25-2	26-40-3
Passing Yards	255	282
Return Yards	187	139
Punts-Average	1-44.0	3-23.3
Fumbles-Lost	0-0	0-0
Penalties-Yards	3-43	4-45
Sacks By-Yards Lost	3-19	1-8
Time of Possession	24:15	35:45

INDIVIDUAL STATISTICS

RUSHING - Maryland: Josh Portis 9-98-1, Darrius Heyward-Bey 2-81, Morgan Green 12-40-2, Davin Meggett 8-23, Team 1-minus 3, Chris Turner 2-minus 8; Eastern Michigan: Terrence Blevins 10-61-1, Dwayne Priest 9-54, Corey Welch 6-32, Kyle McMahon 10-29, Jason Williams 1-1, Marvon Sanders 1-minus 1, Team 1-minus 2, John Bonner 1-minus 3.

PASSING - Maryland: Chris Turner 15-23-2-212-2, Danny Oquendo 1-1-0-43-1, Josh Portis 0-1-0-0; Eastern Michigan: Kyle McMahon 25-37-2-278-2, Jason Williams 1-2-1-4, Tyler Jones 0-1-0-0.

RECEIVING - Maryland: Danny Oquendo 3-38, Darrius Heyward-Bey 3-31-1, Isaiah Williams 2-64-1, Torrey Smith 2-58, Cory Jackson 2-35, Dan Gronkowski 2-8-1, Ronnie Tyler 1-19, Davin Meggett 1-2; Eastern Michigan: Jacory Stone 9-76-1, Josh Leduc 4-59-1, John Bonner 4-53, Dontayo Gage 4-44, Terrence Blevins 2-8, Dwayne Priest 1-34, Spenser Smith 1-4, Marvon Sanders 1-4.

MISSED FIELD GOALS - None.

TACKLES - Maryland: Alex Wujciak 6-4-10, Dave Philistin 3-6-9, Anthony Wiseman 3-6-9, Jeremy Navarre 3-5-8, Trey Covington 4-2-6, Kevin Barnes 4-2-6; Eastern Michigan: Daniel Holtzclaw 7-2-9, Jacob Wyatt 7-1-8, Dwayne Harrison 5-0-5, Ryan Downard 4-1-5, Jermaine Jenkins 2-2-4.

ATT - 48,023. **WEATHER** - 68 degrees, mostly sunny.

GAME 5

Sept. 27, 2008

Maryland 20, No. 20 Clemson 17

CLEMSON, S.C. - Chris Turner threw for a touchdown and Da'Rel Scott rushed for one to rally Maryland to its second straight Death Valley victory with a win over Clemson.

Maryland (4-1, 1-0 ACC) came in as a big underdog, just like in 2006 here, against the preseason favorites for the conference title. And just like two years ago, the Terps overcame a second-half deficit for the win.

Maryland trailed 17-6 in the third quarter when Darrius Heyward-Bey went 76 yards on a reverse - the longest run Clemson allowed in eight years - to give the Terps a 1st-and-goal.

Two plays later, Turner found a wide-open Torrey Smith to make it 17-13.

Still down in the final quarter, Turner got the Terps going again. He hit Danny Oquendo with passes of 11, 11 and 21 yards to get Maryland to the Clemson 1.

Scott, the ACC's leading rusher entering the game, ran in for the go-ahead score.

Clemson had one last chance, driving into Maryland territory. But Cullen Harper was stopped short on fourth-and-1 with 5:36 remaining.

Maryland didn't give the ball back, finishing off its fourth straight victory over a ranked team. It was also the Terps' third win in their past four visits to Death Valley.

The Terps were outgained by Clemson 295 to 372, with Scott finishing with 39 yards. Still, it didn't matter to the outcome, the same as in 2006.

Then, Dan Ennis kicked a 31-yard field goal as time expired in a 13-12 Maryland victory that ultimately knocked Clemson out of the ACC title game.

Star runners James Davis and C.J. Spiller combined for 193 yards and two touchdowns by halftime to build the Tigers a 17-6 lead.

Maryland's defense, which struggled early on, didn't give up a point in the second half, forcing four punts and the crunching fourth-down stop on Harper.

Davis and Spiller, the vaunted "Thunder and Lightning," got just 31 yards between them the final two quarters.

	1st	2nd	3rd	4th	-	Final
MARYLAND (4-1, 1-0)	0	6	7	7	-	20
Clemson (3-2, 1-1)	10	7	0	0	-	17

First Quarter

Clem - FG M. Buchholz 26, 10:25
Clem - C.J. Spiller 35 run (Buchholz kick), 3:38

Second Quarter

MD - FG Obi Ekekeze 23, 14:53
MD - FG Obi Ekekeze 30, 9:55
Clem - James Davis 38 run (Buchholz kick), 7:17

Third Quarter

MD - Torrey Smith 6 pass fr Chris Turner (Ekekeze kick), 8:34

Fourth Quarter

MD - Da'Rel Scott 1 run (Ekekeze kick), 10:25

	MD	CU
First Downs	11	19
Rushes-Yards	29-123	41-221
Comp-Att-Int	16-30-0	15-22-1
Passing Yards	172	151
Return Yards	109	100
Punts-Average	7-43.9	5-38.0
Fumbles-Lost	0-0	3-2
Penalties-Yards	9-70	6-50
Sacks By-Yards Lost	1-6	0-0
Time of Possession	27:24	32:36

INDIVIDUAL STATISTICS

RUSHING - Maryland: Darrius Heyward-Bey 1-76, Da'Rel Scott 23-39-1, Josh Portis 2-10, Davin Meggett 1-1, Cory Jackson 1-minus 1, Team 1-minus 2; Clemson: James Davis 17-126-1, C.J. Spiller 14-98-1, Jacoby Ford 1-5, J. Harper 1-1, Cullen Harper 7-minus 4, Team 1-minus 5.

PASSING - Maryland: Chris Turner 16-30-0-172-1; Clemson: Cullen Harper 15-22-1-151-0.

RECEIVING - Maryland: Danny Oquendo 4-49, Da'Rel Scott 4-36, Ronnie Tyler 4-31, Dan Gronkowski 2-41, Isaiah Williams 1-9, Torrey Smith 1-6-1; Clemson: A. Kelly 7-75, Jacoby Ford 3-18, M. Palmer 2-28, T. Grisham 2-13, C.J. Spiller 1-17.

MISSED FIELD GOALS - None.

TACKLES - Maryland: Alex Wujciak 3-13-16, Jeff Allen 4-5-9, Moise Fokou 3-6-9, Anthony Wiseman 6-0-6, Chase Bullock 2-3-5; Clemson: B. Maye 2-6-8, M. Hamlin 5-2-7, C. Chancellor 3-3-6, R. Sapp 3-2-5, K. Conner 2-3-5.

ATT - 81,500. **WEATHER** - 77 degrees, overcast.

GAME 6

Oct. 4, 2008

Virginia 31, Maryland 0

CHARLOTTESVILLE, Va. - Marc Verica threw for two touchdowns and ran for another as Virginia beat Maryland, snapping the Terps' three-game winning streak.

The Cavaliers (2-3, 1-1 Atlantic Coast Conference) not only found a quarterback, but also their running game. Cedric Peerman ran for 110 yards, including a 9-yard third quarter touchdown.

That score, on a fourth-and-1 play, put Maryland (4-2, 1-1) in a 31-0 hole, and made certain that the Cavaliers wouldn't blow it this time. Two years ago, Virginia led the Terrapins 20-0 at halftime, then gave up 28 consecutive points and lost 28-26 at home.

Maryland tried to jump-start its offense in the second half, but Obi Ekekeze's attempt at an onside kick to start the half went only four yards and was downed at the Terps' 49.

That led to a 32-yard field goal by Yannick Reyerling, and Terps tight end Dan Gronkowski was stripped by Vic Hall three plays later and Corey Mosley recovered for the Cavaliers.

Eleven plays and 61 yards later, Peerman went around the left side on the fourth-down play from the 9, found room on the sidelines and dove into the end zone to complete the scoring.

Chris Turner completed 20 of 34 passes for 223 yards, but the Terps could muster just 79 yards on the ground.

Wide receiver Ronnie Tyler was a bright spot for the Terps, posting a career-best five receptions for 56 yards.

	1st	2nd	3rd	4th	-	Final
MARYLAND (4-2, 1-1)	0	0	0	0	-	0
Virginia (2-3, 1-1)	7	14	10	0	-	31

First Quarter

VA - Kevin Ogletree 51 pass fr Marc Verica (Yannick Reyerling kick), 2:41

Second Quarter

VA - Marc Verica 5 run (Reyerling kick), 10:14
VA - Kevin Ogletree 15 pass fr Verica (Reyerling kick), 0:11

Third Quarter

VA - FG Yannick Reyerling 32, 11:34
VA - Cedrick Peerman 9 run (Reyerling kick), 5:21

	MD	VA
First Downs	13	26
Rushes-Yards	21-79	41-201
Comp-Att-Int	20-34-1	25-34-0
Passing Yards	223	226
Return Yards	151	0
Punts-Average	5-35.8	3-32.7
Fumbles-Lost	1-1	1-0
Penalties-Yards	6-49	4-45
Sacks By-Yards Lost	1-10	1-11
Time of Possession	24:54	35:06

INDIVIDUAL STATISTICS

RUSHING - Maryland: Da'Rel Scott 11-36, Davin Meggett 5-28, Josh Portis 2-9, Chris Turner 3-6; Virginia: Cedrick Peerman 17-110-1, Mikell Simpson 14-77, Rashawn Jackson 5-12, Marc Verica 3-4, Kevin Ogletree 1-1, Maurice Covington 1-minus 3.

PASSING - Maryland: Chris Turner 20-34-1-223; Virginia: Marc Verica 25-34-0-226-2.

RECEIVING - Maryland: Ronnie Tyler 5-56, Cory Jackson 4-24, Dan Gronkowski 3-38, Isaiah Williams 2-31, Torrey Smith 2-26, Davin Meggett 2-13, Da'Rel Scott 1-16, Danny Oquendo 1-2, Darrius Heyward-Bey 0-17; Virginia: Cedric Peerman 7-23, Kevin Ogletree 5-100-2, John Phillips 3-38, Maurice Covington 3-21, Mikell Simpson 3-13, Cary Koch 2-19, Andrew Devlin 1-6, Dontrelle Inman 1-6.

MISSED FIELD GOALS - Maryland: Yannick Reyerling 38.

TACKLES - Maryland: Alex Wujciak 5-4-9, Moise Fokou 7-0-7, Chase Bullock 3-4-7, Terrell Skinner 5-1-6, Dave Philistin 2-4-6; Virginia: Antonio Appleby 7-1-8, Clint Sintim 6-1-7, Vic Hall 4-2-6.

ATT - 50,727. **WEATHER** - 68 degrees, clear.

GAME 7

Oct. 18, 2008

Maryland 26, No. 21 Wake Forest 0

COLLEGE PARK, Md. - Maryland played so well against No. 21 Wake Forest, it was almost impossible to single out offense, defense or special teams in the most significant win of an up-and-down season.

"We finally put a full game together. I think by far it's the best we've played all year," coach Ralph Friedgen said after the Terrapins cruised to a victory.

Does the credit go to the offense, which generated 470 yards? Or a defense that handed Wake Forest its first shutout in 124 games? What about the four field goals by Obe Egekeze?

Suffice to say it was a complete effort against what was one of only two unbeaten teams in Atlantic Coast Conference play.

Chris Turner went 28-for-41 for 321 yards and a touchdown. His main target was wide receiver Darrius Heyward-Bey, who had a career-high 11 catches for 101 yards and a score.

Maryland's Da'Rel Scott finished with 73 yards rushing and threw a 9-yard touchdown pass to Heyward-Bey.

It was the fifth straight win over a Top 25 team for the Terps (5-2, 2-1). Maryland also defeated California and Clemson this season.

Wake Forest (4-2, 2-1) was in sole possession of first place before being rendered helpless by a defense that had two weeks to prepare. The Terrapins' last shutout of a ranked opponent was Sept. 24, 1955, 7-0 over top-ranked UCLA.

Riley Skinner, who came in as the league's top-ranked passer, went 14-for-30 for 127 yards and was sacked four times.

The Demon Deacons absorbed their first shutout since a 42-0 loss to Air Force in September 1998. The last time Wake Forest was blanked in an ACC game was in 1996, 52-0 at Maryland.

Turner had 186 yards passing in the first half, and the Terrapins limited Wake Forest to 106 yards in offense in building a 13-0 lead.

	1st	2nd	3rd	4th	-	Final
Wake Forest (4-2, 2-1)	0	0	0	0	-	0
MARYLAND (5-2, 2-1)	7	6	6	7	-	26

First Quarter

MD - Darrius Heyward-Bey 9 pass fr Da'Rel Scott (Obe Egekeze kick), 10:59

Second Quarter

MD - FG Obe Egekeze 40, 6:41

MD - FG Obe Egekeze 39, 0:04

Third Quarter

MD - FG Obe Egekeze 35, 9:35

MD - FG Obe Egekeze 26, 1:40

Fourth Quarter

MD - Danny Oquendo 50 pass fr Chris Turner (Egekeze kick), 4:33

	MD	WF
First Downs	22	14
Rushes-Yards	33-140	33-73
Comp-Att-Int	29-42-0	15-32-0
Passing Yards	330	146
Return Yards	35	104
Punts-Average	5-37.4	9-36.8
Fumbles-Lost	4-2	3-0
Penalties-Yards	3-30	2-25
Sacks By-Yards Lost	4-18	0-0
Time of Possession	34:17	25:43

INDIVIDUAL STATISTICS

RUSHING - Maryland: Da'Rel Scott 18-73, Davin Meggett 6-44, Josh Portis 4-13, Chris Turner 3-8, Danny Oquendo 1-1, Darrius Heyward-Bey 1-1; Wake Forest: 13-39, Riley Skinner 13-16, Devon Brown 2-11, D.J. Boldin 3-9, Brandon Pendergrass 2-minus 2.

PASSING - Maryland: Chris Turner 28-41-0-321-1, Da'Rel Scott 1-1-0-9-1; Wake Forest: Riley Skinner 14-30-0-127, Brett Hodges 1-2-0-19.

RECEIVING - Maryland: Darrius Heyward-Bey 11-101-1, Dan Gronkowski 6-52, Danny Oquendo 3-90-1, Cory Jackson 3-42, Torrey Smith 2-8, Tommy Galt 1-18, Emani Lee-Odai 1-13, Davin Meggett 1-5, Da'Rel Scott 1-1; Wake Forest: D.J. Boldin 7-72, Brandon Pendergrass 3-22, Mike Rinfrette 1-20, Josh Adams 1-19, Rich Belton 1-11, Ben Wooster 1-3, Devon Brown 1-minus 1.

MISSED FIELD GOALS - Wake Forest: Shane Popham 40, 47.

TACKLES - Maryland: Alex Wujciak 3-10-13, Dave Philistin 3-7-10, Moise Fokou 3-4-7, Jamari McCollough 5-0-5, Jeremy Navarre 1-4-5; Wake Forest: Stanley Amoux 6-6-12, Aaron Curry 7-4-11, Chip Vaughn 4-3-7, Kevin Patterson 3-2-5, John Russell 2-3-5.

ATT - 46,257. WEATHER - 55 degrees, clear.

GAME 8

Oct. 25, 2008

Maryland 27, NC State 24

COLLEGE PARK, Md. - Obe Egekeze kicked a 20-yard field goal with 6 seconds left, and Maryland kept North Carolina State winless in Atlantic Coast Conference play with a rain-soaked victory.

The Terrapins (6-2, 3-1) got the ball on their own 8 with 4:50 remaining and moved 89 yards before Egekeze's winning kick. Chris Turner went 3-for-4 on the drive, including a 31-yard completion to running back Davin Meggett on a third-and-10 from the Wolfpack 35.

Turner then ran the ball to the middle of the field to set up Egekeze's second field goal of the game.

It was the sixth straight home win for Maryland, which had to overcome an inspired North Carolina State team and miserable weather. The victory made the Terrapins bowl-eligible and kept them tied atop the league's Atlantic Division.

North Carolina State (2-6, 0-4) has lost four straight.

Da'Rel Scott ran for 163 yards and a touchdown for Maryland.

Coming off a 26-0 win over Wake Forest, Maryland gave up touchdowns on NC State's first two possessions and yielded 342 yards in offense. The Wolfpack held the ball 12 more minutes than the Terrapins and ran 15 more plays.

Russell Wilson went 18-for-26 for 187 yards and two touchdowns for NC State, the only team in the ACC without a league win.

Maryland opened the second half by covering 67 yards in four plays to take a 24-17 lead. Scott ran three times for 43 yards, including a 24-yard touchdown run.

Wilson then scrambled for 27 yards on a third-and-9, which led to his 7-yard touchdown pass to Darrell Davis that tied the game for a third time.

The game was tied 17-17 at halftime.

	1st	2nd	3rd	4th	-	Final
NC State (2-6, 0-4)	7	10	7	0	-	24
MARYLAND (6-2, 3-1)	7	10	7	3	-	27

First Quarter

ST - Andre Brown 1 run (Josh Czajkowski kick), 7:12

MD - Dan Gronkowski 13 pass fr Chris Turner (Obe Egekeze kick), 3:53

Second Quarter

ST - Jarvis Williams 4 pass fr Russell Wilson (Czajkowski kick), 14:05

MD - FG Obe Egekeze 47, 11:57

MD - Davin Meggett 1 run (Egekeze kick), 10:21

ST - FG Josh Czajkowski 28, 0:00

Third Quarter

MD - Da'Rel Scott 24 run (Egekeze kick), 12:53

ST - Darrell Davis 7 pass fr Russell Wilson (Czajkowski kick), 7:38

Fourth Quarter

MD - FG Obe Egekeze 20, 0:06

	MD	ST
First Downs	21	21
Rushes-Yards	36-203	42-155
Comp-Att-Int	9-20-0	18-29-0
Passing Yards	126	187
Return Yards	74	82
Punts-Average	2-49.5	4-36.5
Fumbles-Lost	1-1	4-1
Penalties-Yards	5-40	8-78
Sacks By-Yards Lost	3-22	1-7
Time of Possession	24:00	36:00

INDIVIDUAL STATISTICS

RUSHING - Maryland: Da'Rel Scott 23-163-1, Davin Meggett 8-34-1, Darrius Heyward-Bey 2-15, Team 1-minus 2, Chris Turner 2-minus 7; NC State: Andre Brown 15-56-1, Russell Wilson 13-53, Jamelle Eugene 14-46.

PASSING - Maryland: Chris Turner 9-20-0-126-1; NC State: Russell Wilson 18-28-0-187-2, Team 0-1-0-0.

RECEIVING - Maryland: Dan Gronkowski 3-37-1, Darrius Heyward-Bey 2-28, Davin Meggett 1-31, Emani Lee-Odai 1-19, Da'Rel Scott 1-17, Cory Jackson 1-minus 6; NC State: Andre Brown 5-38, Jamelle Eugene 4-51, Anthony Hill 3-39, Taylor Gentry 2-19, Jarvis Williams 2-18-1, George Bryan 1-15, Darrell Davis 1-7-1.

MISSED FIELD GOALS - Maryland: Obe Egekeze 39.

TACKLES - Maryland: Alex Wujciak 6-9-15, Chase Bullock 3-8-11, Terrell Skinner 2-5-7, Jeremy Navarre 3-3-6, Jamari McCollough 4-0-4; NC State: Ray Michel 3-4-7, J.C. Neal 3-4-7, Robbie Leonard 3-3-6, Clem Johnson 4-0-4, Audie Cole 3-1-4.

ATT - 45,018. WEATHER - 68 degrees, heavy rain.

GAME 9

Nov. 6, 2008

Virginia Tech 23, No. 21 Maryland 13

BLACKSBURG, Va. - Darren Evans ran for a school-record 253 yards and a touchdown and Virginia Tech beat No. 23 Maryland to stay in the thick of a wide-open Atlantic Coast Conference.

The Hokies (6-3, 3-2) improved to 15-3 on Thursday night and ended a two-game losing streak while remaining one of five teams in the ACC's Coastal Division with two conference losses. The Hokies, Virginia and North Carolina are a half-game behind Georgia Tech.

Maryland (6-3, 3-2) came into the game as the only ACC team with one league loss, but dropped into a tie for the Atlantic Division lead with Florida State and Wake Forest. The Terps still control their own destiny in the division race as wins in the final three contests would send Maryland to the ACC title game.

Evans, who ripped off runs of 50 and 45 yards, had 32 carries and broke the record of 243 yards set by Mike Imoh in 2004.

Sean Glennon was 14-of-20 for 120 yards and a touchdown, and Dustin Keys kicked three field goals for the Hokies, the last a 27-yarder with 7:30 left to make it a two-score game.

Until then, the Terrapins were rallying, relying on a defense that had allowed just 17 second-half points in four ACC games to give them time to erase a 17-point deficit.

On their first play from scrimmage in the second half, Orion Martin sacked Chris Turner, causing a fumble that Cordarow Thompson recovered for the Hokies at the Maryland 18. When three plays netted just five yards, Keys kicked a 30-yard field goal to make it 20-3 after just 2:16.

Darrius Heyward-Bey, Maryland's big-play receiver, made it interesting when he took a short slant pass on third-and-5 63 yards for a touchdown with 6:43 left in the quarter.

The Hokies forced Maryland to punt from its 44 on the next series, but Travis Baltz's kick bounced off Virginia Tech's Kam Chancellor and the Terps recovered at the Hokies 11.

Virginia Tech held, but Obe Egekeze's 27-yard field goal made it 20-13.

	1st	2nd	3rd	4th	-	Final
MARYLAND (6-3, 3-2)	0	3	10	0	-	13
Virginia Tech (6-3, 3-2)	7	10	3	3	-	23

First Quarter

VT - Greg Boone 5 pass fr Sean Glennon (Dustin Keys kick), 2:49

Second Quarter

MD - FG Obe Egekeze 41, 13:36

VT - Darren Evans 1 run (Keys kick), 3:48

VT - FG Dustin Keys 35, 0:09

Third Quarter

VT - FG Dustin Keys 30, 12:44

MD - Darrius Heyward-Bey 63 pass fr Chris Turner (Egekeze kick), 6:43

MD - FG Obe Egekeze 27, 2:29

Fourth Quarter

VT - FG Dustin Keys 27, 7:30

	MD	VT
First Downs	12	20
Rushes-Yards	18-(12)	51-273
Comp-Att-Int	19-31-0	14-21-0
Passing Yards	240	127
Return Yards	125	143
Punts-Average	6-48.3	5-39.2
Fumbles-Lost	1-1	1-1
Penalties-Yards	3-19	8-55
Sacks By-Yards Lost	3-8	3-26
Time of Possession	22:26	37:34

INDIVIDUAL STATISTICS

RUSHING - Maryland: Davin Meggett 4-13, Da'Rel Scott 10-11, Darrius Heyward-Bey 1-minus 10, Chris Turner 3-minus 26; Virginia Tech: Darren Evans 32-253-1, Greg Boone 6-22, Victor Harris 1-8, Dyrrell Roberts 1-3, Josh Oglesby 1-1, Danny Coale 1-minus 3, Team 3-minus 5, Sean Glennon 6-minus 6.

PASSING - Maryland: Chris Turner 19-31-0-240-1; Virginia Tech: Sean Glennon 14-20-0-127-1, Team 0-1-0-0.

RECEIVING - Maryland: Darrius Heyward-Bey 5-92-1, Da'Rel Scott 5-57, Torrey Smith 4-62, Taylor Watson 1-11, Danny Oquendo 1-10, Dan Gronkowski 1-4, Isaiah Williams 1-4, Davin Meggett 1-0; Virginia Tech: Danny Coale 3-38, Jarrett Boykin 3-13, Greg Boone 2-31-1, Darren Evans 2-20, Josh Oglesby 2-1, Dyrrell Roberts 1-13, Dustin Pickle 1-11.

MISSED FIELD GOALS - Maryland: Obe Egekeze 46.

TACKLES - Maryland: Alex Wujciak 5-8-13, Terrell Skinner 4-7-11, Moise Fokou 4-6-10, Dave Philistin 3-6-9, Nolan Carroll 4-3-7; Virginia Tech: Cody Grimm 5-2-7, Dorian Porch 5-1-6, Orion Martin 3-3-6, Brett Warren 1-4-5, Cam Martin 3-1-4.

ATT - 66,233. WEATHER - 61 degrees, clear.

GAME 10

Nov. 15, 2008 Maryland 17, No. 17 North Carolina 15

COLLEGE PARK, Md. - Playing on a wet field, facing a tough North Carolina defense and starting 82 yards from the end zone, Maryland desperately needed a score to keep alive its run of success against ranked teams.

Chris Turner made it happen, engineering a dramatic 19-play drive that provided the Terrapins with a victory over the No. 17 Tar Heels.

Obi Egekeze kicked a 26-yard field goal with 1:42 left to cap a 73-yard march that lasted nearly 9 minutes and produced the only points of the second half.

Da'Rel Scott ran for 129 yards and a touchdown and Davin Meggett had 86 rushing yards for Maryland (7-3, 4-2).

Maryland has won a school-record six straight over Top 25 teams (AP poll), beating California, Clemson, Wake Forest and North Carolina this season and Rutgers and Boston College in 2007.

The victory also kept the Terrapins unbeaten at home (6-0).

The Tar Heels (7-3, 3-3) dropped out of first place in the Coastal Division and remained winless at Maryland since 1997. North Carolina converted only one of 11 third downs and finished with only 75 yards rushing. It was their third loss by three points or fewer.

UNC quarterback Cameron Sexton went 10-for-24 for 166 yards and took the blame for an offense that produced only 11 first downs.

A back-and-forth first half, played at times in heavy rain, ended with North Carolina up 15-14.

	1st	2nd	3rd	4th	-	Final
North Car. (7-3, 3-3)	12	3	0	0	-	15
MARYLAND (7-3, 4-2)	7	7	0	3	-	17

First Quarter

NC - Safety, ball snapped over punter's head, 12:53
NC - FG Casey Barth 38, 10:31
MD - Da'Rel Scott 3 run (Obi Egekeze kick), 6:26
NC - Cooter Arnold 59 pass fr Cameron Sexton (Barth kick), 5:34

Second Quarter

MD - Davin Meggett 1 run (Egekeze kick), 13:46
NC - FG Casey Barth 28, 4:12

Fourth Quarter

MD - FG Obi Egekeze 26, 1:42

	MD	NC
First Downs	27	11
Rushes-Yards	53-195	26-75
Comp-Att-Int	16-32-0	11-25-1
Passing Yards	141	210
Return Yards	67	117
Punts-Average	5-35.2	5-30.0
Fumbles-Lost	1-1	1-1
Penalties-Yards	6-50	2-18
Sacks By-Yards Lost	3-19	1-6
Time of Possession	40:29	19:31

INDIVIDUAL STATISTICS

RUSHING - Maryland: Da'Rel Scott 29-129-1, Davin Meggett 13-86-1, Josh Portis 2-19, Darrius Heyward-Bey 2-5, Danny Oquendo 1-3, Chris Turner 4-minus 1, Team 2-minus 46; North Carolina: Shawn Draughn 13-46, Brooks Foster 2-33, Ryan Houston 1-3, Team 1-minus 2, Cameron Sexton 5-minus 15.

PASSING - Maryland: Chris Turner 16-31-0-141, Josh Portis 0-1-0-0; North Carolina: 10-24-1-166-1, Bobby Rome 1-1-0-44.

RECEIVING - Maryland: Darrius Heyward-Bey 5-43, Danny Oquendo 3-20, Ronnie Tyler 2-36, Dan Gronkowski 2-14, Torrey Smith 1-12, Isaiah Williams 1-10, Emami Lee-Odai 1-7, Da'Rel Scott 1-minus 1; North Carolina: Hakeem Nicks 3-57, Cooter Arnold 2-64-1, Brooks Foster 2-49, Shaun Draughn 2-23, Christian Wilson 1-11, Bobby Rome 1-6.

MISSED FIELD GOALS - North Carolina: Casey Barth 28.

TACKLES - Maryland: Moise Fokou 3-4-7, Alex Wujciak 1-5-6, Adrian Moten 3-2-5, Jeff Allen 2-3-5, Jeremy Navarre 1-3-4; North Carolina: Quan Sturdivant 8-4-12, Bruce Carter 7-4-11, Mark Paschal 4-6-10, Kendrick Burney 5-3-8, Jordan Hemby 5-3-8.

ATT - 46, 113. WEATHER - 75 degrees, heavy showers.

GAME 11

Nov. 22, 2008 Florida State 37, No. 22 Maryland 3

COLLEGE PARK, Md. - Everette Brown had 3-1/2 sacks and forced a fumble, part of an impressive performance by the Florida State defense in a 37-3 defeat of No. 22 Maryland.

Florida State (8-3, 5-3) turned two turnovers into touchdowns in taking a 21-0 halftime lead. That was enough to ensure Maryland (7-4, 4-3) its first home loss of the season and end the Terrapins' bid to win the league's Atlantic Division.

The Terrapins are 4-0 against Top 25 teams, 3-4 against unranked teams and 0-4 at night.

Seeking to go 7-0 at home, Maryland wasted two early chances to jump on top. By the time the Terrapins finally scored in the third quarter, on a 34-yard field goal by Obi Egekeze, Florida State was ahead 24-0.

Any chance the Terrapins had of mounting a comeback ended when Da'Rel Scott lost his second fumble with 13:19 left and the Seminoles up 27-3. It was Maryland's fourth turnover - one more than in its previous three games - and FSU turned that into a 1-yard touchdown run by quarterback Christian Ponder.

Ponder went 19-for-24 for 143 yards and led the Seminoles with 81 yards rushing.

The Seminoles had six sacks, two interceptions and forced two fumbles.

Following two early Terp drives into FSU territory, the Seminoles put together a 16-play, 73-yard drive capped by a 7-yard touchdown pass from Ponder to Preston Parker. Ponder passed for 26 yards and ran for 28 more during the march.

Later in the second quarter, Brown forced a fumble by Scott and Florida State's Derek Nicholson scooped up the loose ball and ran 22 yards for a touchdown and a 14-0 lead.

	1st	2nd	3rd	4th	-	Final
Florida State (8-3, 5-3)	0	21	3	13	-	37
MARYLAND (7-4, 4-3)	0	0	3	0	-	3

Second Quarter

FS - Preston Parker 7 pass fr Christian Ponder (Graham Gano kick), 14:51
FS - Derek Nicholson 22 fumble return (Gano kick), 9:19
FS - Antone Smith 1 run (Gano kick), 1:35

Third Quarter

FS - FG Graham Gano 22, 6:41
MD - FG Obi Egekeze 34, 3:46

Fourth Quarter

FS - FG Graham Gano 34, 14:30
FS - Christian Ponder 1 run (Gano kick), 8:49
FS - FG Graham Gano 48, 5:19

	MD	FS
First Downs	16	19
Rushes-Yards	29-103	42-172
Comp-Att-Int	16-31-2	20-26-0
Passing Yards	149	160
Return Yards	126	135
Punts-Average	4-43.0	3-38.7
Fumbles-Lost	2-2	3-0
Penalties-Yards	1-5	5-40
Sacks By-Yards Lost	0-0	6-43
Time of Possession	23:58	36:02

INDIVIDUAL STATISTICS

RUSHING - Maryland: Da'Rel Scott 12-82, Davin Meggett 9-53, Darrius Heyward-Bey 2-11, Chris Turner 6-minus 43; Florida State: Christian Ponder 14-81-1, Antone Smith 13-45-1, Carlton Jones 4-21, D'Vontrey Richardson 6-19, Jermaine Thomas 3-6, Rod Owens 1-2, Team 1-minus 2.

PASSING - Maryland: Chris Turner 16-30-2-149, Danny Oquendo 0-1-0-0; Florida State: Christian Ponder 19-24-0-143-1, D'Vontrey Richardson 1-2-0-17.

RECEIVING - Maryland: Dan Gronkowski 4-46, Darrius Heyward-Bey 3-22, Da'Rel Scott 3-8, Davin Meggett 2-16, Lansford Watson 1-32, Torrey Smith 1-13, Danny Oquendo 1-7, Emami Lee-Odai 1-5; Florida State: Preston Parker 8-67-1, Taiwan Easterling 3-31, Greg Carr 3-20, Jermaine Thomas 3-11, Bert Reed 1-27, Corey Surrency 1-2, Marcus Sims 1-2.

MISSED FIELD GOALS - Maryland: Obi Egekeze 44.

TACKLES - Maryland: Dave Philistin 4-7-11, Alex Wujciak 2-9-11, Anthony Wiseman 4-4-8, Terrell Skinner 5-2-7, Jeremy Navarre 4-2-6; Florida State: Derek Nicholson 1-6-7, Everette Brown 4-1-5, Jamie Robinson 4-0-4, Tony Carter 4-0-4, Patrick Robinson 3-1-4.

ATT - 51, 620. WEATHER - 34 degrees, clear, cold.

GAME 12

Nov. 29, 2008 No. 20 Boston College 28, Maryland 21

CHESTNUT HILL, Mass. - Billy Flutie, the Boston College backup quarterback and nephew of Heisman Trophy winner Doug Flutie, threw for a 9-yard touchdown on a fake field goal to lead the 20th-ranked Eagles to a spot in the Atlantic Coast Conference championship game with a victory over Maryland.

Maryland (7-5, 4-4) fell to 4-1 against ranked teams this season and into a logjam of ACC teams seeking a bowl berth.

Chris Turner led the Terrapins on an 11-play, 70-yard drive, converting a third-and-2 with a 23-yard pass to Emami Lee-Odai and a fourth-and-3 with a 5-yard pass to Danny Oquendo. On the first play of the fourth quarter, Turner and Oquendo connected again from 13 yards out for a touchdown that made it 21-14.

BC went three and out, but Maryland's Obi Egekeze missed a 36-yard field goal attempt and Robert Francois intercepted Turner and returned it 36 yards for a touchdown to give BC a 28-14 lead with 1:42 left.

Turner connected with Smith for an 8-yard touchdown with 14 seconds left, but the onside kick attempt went out of bounds and Boston College ran out the clock.

Turner completed 33 of 57 passes for a career-high 360 yards, two touchdowns and two interceptions for Maryland, which had been in contention for the conference championship until losing to Florida State last weekend.

BC took a 7-0 lead in the first when Davis hit Justin Jarvis for a 7-yard touchdown pass. Maryland tied it on its next possession, when Turner scored on a 1-yard keeper one play after hitting Torrey Smith for a 43-yard pass. Davis found Gunnell wide open in the end zone for a 45-yard touchdown that made it 14-7 with 1:05 left in the half.

	1st	2nd	3rd	4th	-	Final
MARYLAND (7-5, 4-4)	7	0	0	14	-	21
Boston Coll. (9-3, 5-3)	7	7	7	7	-	28

First Quarter

BC - Justin Jarvis 7 pass fr Dominique Davis (Steve Aponavicius kick), 5:08
MD - Chris Turner 1 run (Obi Egekeze kick), 3:32

Second Quarter

BC - Rich Gunnell 45 pass fr Dominique Davis (Aponavicius kick), 1:05

Third Quarter

BC - Jordan McMichael 9 pass fr Billy Flutie (Aponavicius kick), 8:38

Fourth Quarter

MD - Danny Oquendo 13 pass fr Chris Turner (Egekeze kick), 14:54
BC - Robert Francois 36 interception return (Aponavicius kick), 1:42
MD - Torrey Smith 8 pass fr Chris Turner (Egekeze kick), 0:14

	MD	BC
First Downs	21	20
Rushes-Yards	26-(6)	41-175
Comp-Att-Int	33-57-2	13-25-0
Passing Yards	360	143
Return Yards	155	104
Punts-Average	6-34.3	7-38.6
Fumbles-Lost	0-0	1-0
Penalties-Yards	7-73	5-42
Sacks By-Yards Lost	1-1	5-32
Time of Possession	29:13	30:47

INDIVIDUAL STATISTICS

RUSHING - Maryland: Da'Rel Scott 13-19, Davin Meggett 3-4, Emami Lee-Odai 1-1, Austin Walker 1-1, Team 1-0, Torrey Smith 1-0, Chris Turner 6-minus 31-1; Boston College: Montel Harris 25-116, Josh Haden 8-49, Dominique Davis 5-13, Rich Gunnell 1-1, Team 2-minus 4.

PASSING - Maryland: Chris Turner 33-57-2-360-2; Boston College: Dominique Davis 12-24-0-134-2, Billy Flutie 1-1-0-9-1.

RECEIVING - Maryland: Danny Oquendo 9-111-1, Torrey Smith 8-115-1, Emami Lee-Odai 7-68, Lansford Watson 5-31, Da'Rel Scott 2-13, Isaiah Williams 1-13, Cory Jackson 1-9; Boston College: Rich Gunnell 3-78-1, Justin Jarvis 3-15-1, Josh Haden 3-8, Brandon Robinson 1-17, Montel Harris 1-12, Jordan McMichael 1-9-1, Brad Newman 1-4.

MISSED FIELD GOALS - Maryland: Obi Egekeze 36.

TACKLES - Maryland: Alex Wujciak 7-4-11, Dave Philistin 7-3-10, Terrell Skinner 4-3-7, Moise Fokou 4-1-5, Jeremy Navarre 2-3-5; Boston College: Robert Francois 9-1-10, Donnie Fletcher 7-0-7, Marcellus Bowman 6-1-7, Mike McLaughlin 5-2-7, Kevin Akins 4-3-7.

ATT - 42, 767. WEATHER - 42 degrees, partly sunny.

The Last Time

KICKOFF RETURNED FOR TD

Maryland – Josh Wilson (100 yards) at Georgia Tech, 10-07-06
Opponent – Darius Reynaud (96 yards), West Virginia, 09-14-06

BLOCKED PUNT RETURNED FOR TD

Maryland – Leroy Ambush vs. Virginia, 10-06-01
Opponent – David Carter (10 yards), W. Virginia, 09-19-98

PUNT RETURNED FOR TD

Maryland – Steve Suter (76 yards) vs. W. Virginia (Gator Bowl), 01-01-04
Opponent – Darrell Blackman (65 yards) vs. NC State, 10-21-06

INTERCEPTION RETURNED FOR TD

Maryland – Erin Henderson (45 yards), at Virginia, 10-14-06
Opponent – Robert Francois (36 yards), Boston College, 11-29-08

FUMBLE RETURNED FOR TD

Maryland – Josh Wilson (20 yards) at Wake Forest, 09-24-05
Opponent – Derek Nicholson (22 yards), Florida State, 11-22-08

RECORDED A SAFETY

Maryland – at Florida International, 09-08-07 (Ball snapped through end zone on punt)
Opponent – North Carolina, 11-15-08 (T. Baltz downs ball in end zone after high snap on punt)

BLOCKED A PUNT

Maryland – Torrey Smith at Virginia Tech, 11-06-08
Opponent – Malcolm Tatum, at Florida State, 11-13-99

BLOCKED A FIELD GOAL

Maryland – Kevin Barnes at Virginia, 10-04-08
Opponent – Lance Evans, Virginia, 11-11-03

BLOCKED A PAT

Maryland – Carlos Feliciano vs. NC State, 10-21-06
Opponent – Rick Sherrod, West Virginia, 09-29-01

PLAYER PASSED FOR 6 TDS

Maryland – None
Opponent – Chris Weinke (6, 5, 6, 30, 26, 28), at Florida State, 11-13-99

PLAYER SCORED 5 TDS

Maryland – Bob Shemonski (22 rush, 26 rush, 82 PR, 4 rush, 8 rush) vs. Va. Tech, 11-07-50

PLAYER PASSED FOR 5 TDS

Maryland – Scott Milanovich (5, 14, 27, 5, 12) vs. NC State, 11-5-94
Opponent – Chris Rix (16, 9, 28, 22, 31), at Florida State, 10-27-01

PLAYER SCORED 4 TDS

Maryland – Chris Downs (9 rush, 36 rush, 1 rush, 6 rush) at North Carolina, 11-02-02
Opponent – Robert Baldwin (3 rush, 1 rush, 11 rush, 34 rush), Duke, 09-03-94

PLAYER SCORED 4 RUSHING TDS

Maryland – Chris Downs (9, 36, 1, 6), at North Carolina, 11-02-02
Opponent – Robert Baldwin (3, 1, 11, 34), Duke, 09-03-94

PLAYER PASSED FOR 4 TDS

Maryland – Joel Statham (29, 12, 40, 25), at Duke, 09-25-04
Opponent – Rex Grossman (15, 4, 33, 10), Florida, 01-02-02

PLAYER SCORED 3 TDS

Maryland – Keon Lattimore (12 rush, 14 rush, 18 rush) vs. Villanova, 09-01-07
Opponent – Chris Barclay (53 rush, 5 rush, 74 rush), Wake Forest, 11-20-03

PLAYER SCORED 3 RUSHING TDS

Maryland – Lance Ball (7, 1, 1), vs. Georgia Tech, 10-06-07
Opponent – Steve Slaton (22, 1, 1), West Virginia, 9-13-07

PLAYER PASSED FOR 3 TDS

Maryland – Chris Turner (10, 7, 57) vs. Boston College, 11-10-07
Opponent – Matt Ryan (3, 5, 13), Boston College, 11-10-07

PLAYER SCORED 3 RECEIVING TDS

Maryland – Vernon Davis (29 rec., 12 rec., 40 rec.), at Duke, 09-25-04
Opponent – Talman Gardner (16 rec., 9 rec., 28 rec.), Florida State, 10-27-01

THREE PLAYERS SCORED 2 TDS

Maryland – Jermaine Lewis (5 rec, 27 rec), Mancel Johnson (14 rec, 12 rec), Geroy Simon (94 KOR, 5 rec) vs. NC State, 11-05-94
Opponent – Earnest Graham (1 rush, 6 rush), Jabar Gaffney (4 rec., 33 rec.), Taylor Jacobs (46 rec, 15 rec), Florida, 01-02-02

TWO PLAYERS SCORED 2 TDS

Maryland – Lance Ball (15 rush, 2 rush), Keon Lattimore (1 rush, 5 rush), at NC State, 11-24-07
Opponent – James McCluskey (1 rush, 1 rush), Ryan Purvis (5 rec., 13 rec.), Boston College, 11-10-07

PLAYER SCORED 2 RUSHING TDS

Maryland – Morgan Green (1, 20) vs. Eastern Michigan 09-20-08
Opponent – James McCluskey (1, 1), Boston College, 11-10-07

PLAYER PASSED FOR 2 TDS

Maryland – Chris Turner (13, 8), at Boston College, 11-29-08
Opponent – Dominique Davis (45, 9), Boston College, 11-29-08

TOUCHDOWN PASS BY A NON-QUARTERBACK

Maryland – Da'Rel Scott, 9-yarder to Darrius Heyward-Bey, vs. Wake Forest, 10-18-08
Opponent – Billy Flutie (holder on fake FGA), 9-yarder to Jordon McMichael, Boston College, 11-29-08

PLAYER SCORED 2 RECEIVING TDS

Maryland – Jason Goode (10, 7), vs. Boston College, 11-10-07
Opponent – Kevin Ogletree (51, 15), Virginia, 10-04-08

50-YD. FIELD GOAL

Maryland – Nick Novak (54 yards) vs. Duke, 10-11-03
Opponent – Steve Azar (52 yards), Northern Illinois, 08-28-03

45-YD. FIELD GOAL

Maryland – Obi Egekeze (47 yards), vs. NC State, 11-15-08
Opponent – Connor Barth (45, 45 yards), North Carolina, 11-03-07

FIVE FIELD GOALS

Maryland – Dale Castro (45, 29, 18, 32, 42) vs. Mississippi State, 09-22-79
Opponent – Nicholas Setta (51, 32, 18, 46, 24), Notre Dame, 08-31-02

FOUR FIELD GOALS

Maryland – Obi Egekeze (40, 39, 35, 26) vs. Wake Forest, 10-18-08
Opponent – Jad Dean (27, 32, 25, 22), Clemson, 11-04-06

THREE FIELD GOALS

Maryland – Obi Egekeze (40, 39, 35, 26) vs. Wake Forest, 10-18-08
Opponent – Graham Gano (22, 34, 48), Florida State, 11-22-08

THREE FIELD GOALS 40 YARDS OR MORE

Maryland – None
Opponent – None

TWO FIELD GOALS 40 YARDS OR MORE

Maryland – Nick Novak (43, 45), vs. Florida State, 10-30-04
Opponent – Connor Barth (45, 45), North Carolina, 11-03-07

FOUR FIELD GOALS 30 YARDS OR MORE

Maryland – Nick Novak (54, 34, 31, 48) vs. Duke, 10-11-03
Opponent – None

THREE FIELD GOALS 30 YARDS OR MORE

Maryland – Obi Egekeze (40, 39, 35, 26) vs. Wake Forest, 10-18-08
Opponent – Connor Hughes (43, 39, 29, 36), Virginia, 10-01-05

TWO-POINT CONVERSION BY RUSH

Maryland – Mario Merrills, vs. Navy, 09-3-05
Opponent – Walter Washington, Temple, 09-11-04

TWO-POINT CONVERSION BY PASS

Maryland – Chris Turner to Darrius Heyward-Bey, vs. Boston College, 11-10-07
Opponent – Phil Horvath to Sam Hurd, Northern Illinois, 09-04-04

MISSED PAT (KICK)

Maryland – Dan Ennis, at North Carolina, 11-12-05
Opponent – John Deraney, NC State (blocked), 11-02-06

DEFENSIVE EXTRA-POINT

Maryland – None
Opponent – L. Grant (100-yd. Interception return), Duke, 10-26-96

40 RUSHING ATTEMPTS

Maryland – Charlie Wysocki (50-217) at Duke, 10-25-80
Opponent – Ray Robinson (40-178), NC State, 11-04-00

30 RUSHING ATTEMPTS

Maryland – Lance Ball (32-109), vs. Boston College, 11-10-07
Opponent – Darren Evans (32-253), Virginia Tech, 11-06-08

30 RUSHING ATTEMPTS IN ONE HALF

Maryland – Charlie Wysocki (32) at Duke, 10-25-80

300 RUSHING YARDS

Maryland – LaMont Jordan (37-306) vs. Virginia, 11-20-99
Opponent – John Leach (46-329), Wake Forest, 11-20-93

200 RUSHING YARDS

Maryland – Bruce Perry (25-237), at Wake Forest, 11-29-03
Opponent – Darren Evans (32-253), Virginia Tech, 11-06-08

150 RUSHING YARDS

Maryland – Da'Rel Scott (23-163), vs. NC State, 10-25-08
Opponent – Darren Evans (32-253), Virginia Tech, 11-06-08

100 RUSHING YARDS

Maryland – Da'Rel Scott (29-129), vs. North Carolina, 11-15-08
Opponent – Montel Harris (25-116), Boston College, 11-29-08

100 RUSHING YARDS BY A QUARTERBACK

Maryland – Shaun Hill (11-105) vs. Duke, 10-20-01
Opponent – Marcus Vick (16-133), Virginia Tech, 10-20-05

TWO PLAYERS WITH 100 RUSHING YARDS

Maryland – LaMont Jordan (135) and Brian Underwood (114) at Temple, 09-27-97
Opponent – Yvenson Bernard (177) and James Rodgers (115), Oregon State, 12-28-07

THREE PLAYERS WITH 100 RUSHING YARDS

Maryland – Richard Jennings (136), Steve Atkins (126) and Jamie Franklin (105) vs. Virginia, 11-22-75

75-YD. TD RUN

Maryland – Bruce Perry (80), at Wake Forest, 11-28-03
Opponent – Chris Barclay (74), Wake Forest, 11-28-03

75-YD. NON-SCORING RUN

Maryland – Darrius Heyward-Bey (76), at Clemson, 09-27-08

50-YD. NON-SCORING RUN

Maryland – Darrius Heyward-Bey (76), at Clemson, 09-27-08
Opponent – Noel Devine (76), West Virginia, 09-13-07

50-YD. TD RUN

Maryland – Da'el Scott (63), at Middle Tennessee State, 09-06-08
Opponent – Chris Barclay (74), Wake Forest, 11-28-03

50 PASS ATTEMPTS

Maryland – Chris Turner (57-33-2, 360, 2 TD) at Boston College, 11-29-08
Opponent – Kevin Riley (58-33-1, 423, 3 TD), California, 09-13-08

40 PASS ATTEMPTS

Maryland – Chris Turner (57-33-2, 360, 2 TD) at Boston College, 11-29-08
Opponent – Kevin Riley (58-33-1, 423, 3 TD), California, 09-13-08

35 PASS ATTEMPTS

Maryland – Chris Turner (57-33-2, 360, 2 TD) at Boston College, 11-29-08
Opponent – Kevin Riley (58-33-1, 423, 3 TD), California, 09-13-08

40 PASS COMPLETIONS

Maryland – Scott Milanovich (62-46-1, 380, 1 TD) at Florida St., 11-18-95
Opponent – James MacPherson (409-28-3, 1 TD), Wake Forest, 10-21-00

30 PASS COMPLETIONS

Maryland – Chris Turner (57-33-2, 360, 2 TD) at Boston College, 11-29-08
Opponent – Kevin Riley (58-33-1, 423, 3 TD), California, 09-13-08

25 PASS COMPLETIONS

Maryland – Chris Turner (57-33-2, 360, 2 TD) at Boston College, 11-29-08
Opponent – Marc Verica (34-25-0, 226, 2 TD), Virginia, 10-04-08

400 YARDS PASSING

Maryland – Scott Milanovich (416) at Wake Forest, 11-20-93
Opponent – Kevin Riley (423), California, 09-13-08

300 YARDS PASSING

Maryland – Chris Turner (360), at Boston College, 11-29-08
Opponent – Kevin Riley (423), California, 09-13-08

250 YARDS PASSING

Maryland – Chris Turner (360), at Boston College, 11-29-08
Opponent – Kyle McMahon (278), Eastern Michigan, 09-20-08

10 RECEPTIONS

Maryland – Darrius Heyward-Bey (11-101), vs. Wake Forest, 10-18-08
Opponent – Ryan Purvis (10-102), Boston College, 11-10-07

TWO PLAYERS WITH 10 RECEPTIONS

Maryland – Walt Williams (11) and Geroy Simon (10) at Syracuse, 11-19-94

100 RECEIVING YARDS

Maryland – Danny Oquendo (111) and Torrey Smith (115) at Boston College, 11-29-08
Opponent – Kevin Ogletree (5-100), Virginia, 10-04-08

TWO PLAYERS WITH 100 RECEIVING YARDS

Maryland – Danny Oquendo (111) and Torrey Smith (115) at Boston College, 11-29-08
Opponent – Taylor Jacobs (10-170) and Jabar Gaffney (7-118), Florida, 01-02-02

PLAYER WITH 100 RUSHING YARDS AND 100 RECEIVING YARDS

Opponent – Mikell Simpson (Rushing: 16-119; Receiving: 13-152), Virginia, 10-20-07

THREE PLAYERS WITH 100 RECEIVING YARDS

Maryland – Jason Kremus (119), Mancel Johnson (106) and Russ Weaver (105) at Wake Forest, 11-20-93

200 RECEIVING YARDS

Maryland – Jermaine Lewis (09-205) vs. Duke, 09-23-95
Opponent – Dez White (5-215), at Ga. Tech, 09-30-99

75-YARD NON-SCORING RECEPTION

Maryland – Scott Milanovich to Jermaine Lewis (78) at No. Carolina, 09-11-93
Opponent – C. Randolph to Jax Landfried (78), Wake Forest, 12-30-02

75-YARD TD RECEPTION

Maryland – Chris Turner to Darrius Heyward-Bey (80), at Middle Tennessee State, 09-06-08
Opponent – Josh Padrick to Samuel Smith (89), FIU, 09-23-06

50-YARD NON-SCORING RECEPTION

Maryland – Chris Turner to Isaiah Williams (66), vs. Florida St., 11-17-07
Opponent – Marques Hagans to Fontel Mines (59), Virginia, 10-01-05

50-YARD TD RECEPTION

Maryland – Chris Turner to Darrius Heyward-Bey (63), vs. Virginia Tech, 11-06-08
Opponent – Cameron Sexton to Cooter Arnold (59), North Carolina, 11-15-08

PLAYER RECORDED 15 OR MORE TACKLES

Maryland – Alex Wujciak (15), vs. NC State, 10-25-08
Opponent – Troy Bennett (16), Temple, 09-11-04

PLAYER RECORDED 20 OR MORE TACKLES

Maryland – Dave Philistin (21), vs. Georgia Tech, 10-06-07
Opponent – N/A

PLAYER RECORDED 3.0 OR MORE SACKS

Maryland – Shawne Merriman (3.0) vs. North Carolina, 01-12-02
Opponent – Mario Williams (4.0), NC State, 11-26-05

PLAYER RECORDED 2.0 OR MORE SACKS

Maryland – Moise Fokou (2.0) vs. California, 09-13-08
Opponent – Everette Brown (3.5), Florida State, 11-22-08

TEAM GAINED 300 RUSHING YARDS

Maryland – at Wake Forest (339), 11-29-03
Opponent – West Virginia (353), 09-13-07

TEAM GAINED 400 RUSHING YARDS

Maryland – vs. Virginia (445), 11-20-99
Opponent – Ga. Tech (411), 10-09-93

TEAM FAILED TO GAIN 100 RUSHING YARDS

Maryland – at Boston College (-6), 11-29-08
Opponent – North Carolina (75), 11-15-08

TEAM FAILED TO GAIN 50 RUSHING YARDS

Maryland – at Boston College (-6), 11-29-08
Opponent – California (38), 09-13-08

TEAM GAINED 300 PASSING YARDS

Maryland – vs. Boston College, (360), 11-29-08
Opponent – California (423), 09-13-08

TEAM GAINED 400 PASSING YARDS

Maryland – at Duke, (408), 09-25-04
Opponent – California (423), 09-13-08

TEAM FAILED TO GAIN 100 PASSING YARDS

Maryland – vs. NC State (24), 10-16-04
Opponent – Florida International (81), 09-08-07

TEAM GAINED 400 YARDS OF TOTAL OFFENSE

Maryland – vs. Wake Forest (470), 10-18-08
Opponent – Virginia Tech (400), 11-06-08

TEAM GAINED 500 YARDS OF TOTAL OFFENSE

Maryland – at North Carolina (524), 11-12-05
Opponent – Florida (659), 01-02-02

TEAM GAINED 600 YARDS OF TOTAL OFFENSE

Maryland – at Duke (685), 09-25-04
Opponent – Florida (659), 01-02-02

TEAM FAILED TO GAIN 200 YARDS TOTAL OFFENSE

Maryland – at Virginia Tech (197), 11-18-04
Opponent – FIU (163), 09-08-07

SCORED 50 POINTS OR MORE

Maryland – vs. Eastern Michigan (51-24), 09-20-08

SCORED 50 POINTS OR MORE (ACC GAME)

Maryland – at Duke (55-21), 09-25-04
Opponent – Virginia Tech (6-55), 11-18-04

SHUTOUT

Maryland – at Virginia (31-0), 10-04-08
Opponent – Wake Forest (26-0), 10-18-08

SHUTOUT (ACC GAME)

Maryland – at Virginia (31-0), 10-04-08
Opponent – Wake Forest (26-0), 10-18-08

TERPS PLAYED IN AN OVERTIME GAME

at Wake Forest (L-1OT, 31-24), 09-22-07
All-time record in overtime games, 3-3 (1-0 at home, 2-3 on the road)

TEAM SCORED 28 POINTS OR MORE IN A QTR

Maryland – vs. North Carolina (39 [ACC record], 2nd Qtr.), 11-01-03
Opponent – West Virginia (28, 1st Qtr.), 09-16-06

TEAM SCORED 21 POINTS OR MORE IN A QTR

Maryland – vs. NC State (21, 2nd Qtr.), 11-24-07
Opponent – West Virginia (28, 1st Qtr.), 09-16-06

TERPS PLAYED TO A TIE GAME

vs. La. Tech (Independence Bowl, 34-34), 12-15-90.

Gator Bowl

Jan. 1, 1948

MD	GA	
20	20	

Maryland **20**
Georgia **20**

JACKSONVILLE, Fla. - In front of the first capacity crowd in Gator Bowl history, 16,666, Maryland's Lu Gambino was a one-man wrecking crew, rushing for 165 yards and scoring three touchdowns. Gambino's three scores propelled Maryland to a 20-7 lead, but Georgia reeled off 13 points in the fourth quarter to tie the game. The Bulldogs threatened to win the game in the closing seconds, but time ran out with Georgia on Maryland's four-yard line. Despite the tie, there was no question as to the game's most valuable player. Gambino won the Burkhalter Award, signifying the game's outstanding performer. Gambino was inducted into the Gator Bowl Hall of

Box Score

	1st	2nd	3rd	4th	F
Maryland	0	7	13	0	20
Georgia	0	0	7	13	20

2-UM - Gambino 35-yard run (McHugh kick)
3-UG - Rauch 1-yard run (Geri kick)
3-UM - Gambino 1-yard run (kick failed)
3-UM - Gambino 24-yard pass from Baroni (McHugh kick)
4-UG - Geri 4-yard run (kick failed)
4-UG - Donaldson 9-yard pass from Rauch (Geri kick)

	UM	UG
First Downs	16	19
Rushing Yards	247	216
Passing	127	190
Comp-Att-Int	7-14-1	12-20-1
Punts-Avg.	5-44	4-40
Fumbles-Lost	0-0	2-1
Penalties-Yards	5-66	4-80

RUSHING-Maryland, Gambino 22-165, Idzik 2-32, Bonk 5-23, LaRue 4-24, Turyn 4-9, Brown 2-6, Tucker 2-3, Siebert 3-3, Roth 3(-16). Georgia, Donaldson 10-69, Geri 7-56, Henderson 8-48, Reid 7-46, Nestorak 3-6, Bodine 3-2, Bradberry 1-2, Brunson 3(-2), Rauch 3 (-10).

PASSING-Maryland, Baroni 7-14-127. Georgia, Rauch 12-20-190.
Att: 16,666



Maryland celebrates its first bowl in 1948.

Gator Bowl

Jan. 2, 1950

MD	MU	
20	7	

Maryland **20**
Missouri **7**

JACKSONVILLE, Fla. - Three times in the first half Missouri turned the ball over, and all three times Maryland scored a touchdown as the Terrapins defeated the Tigers, 20-7, to earn their first-ever postseason victory. The Terrapin running attack, led by Bob Shemonski and Ed Modzelewski, amassed 266 rushing yards, the second-most by a Maryland bowl team. Maryland defensive back John Idzik set up Maryland's first score with a 26-yard interception return to the Tiger 11-yard line. Shemonski scored on a sweep on the next play for the go-ahead touchdown. Shemonski scored again on a six-yard run late in the second quarter to put the Terps up 20-0.


Box Score

	1st	2nd	3rd	4th	F
Maryland	7	13	0	0	20
Missouri	0	0	0	7	7

1-UM - Shemonski 11-yard run (Dean kick)
2-UM - Modzelewski 3-yard run (kick failed)
2-UM - Shemonski 6-yard run (Dean kick)
4-MO - Klein 4-yard run (Glorioso kick)

	UM	MO
First Downs	11	13
Rushing Yards	266	100
Passing	16	167
Comp-Att-Int	2-17-1	11-29-3
Punts-Avg.	7-39.0	3-38.0
Fumbles-Lost	1-1	5-5
Penalties-Yards	63	10

Att: 18,409



Bob "Shoo-Shoo" Shemonski goes for a TD vs. Missouri.

Tulane Sugar Bowl

Jan. 2, 1952

MD	UT
28	13

Maryland **28**
Tennessee **13**

NEW ORLEANS - In what may have been perhaps the biggest win in Maryland football history, the Terps upset No. 1-ranked and regular season national champion Tennessee, 28-13, in the 1952 Sugar Bowl. The Terps were led by running back Ed "Mighty Mo" Modzelewski (153 yards on 28 carries) and the brilliant play of running back/defensive back Ed Fullerton who scored two touchdowns and threw for another. The Terps put the game out of reach in the third quarter with a 46-yard interception for a touchdown by Fullerton, giving the Terps a 28-6 lead. Maryland finished the season with an overall record of 10-0-0 and a No. 3 national ranking.

Box Score

	1st	2nd	3rd	4th	F
Maryland	7	14	7	0	28
Tennessee	0	6	0	7	13

1-UM - Fullerton 2-yard run (Decker kick)
2-UM - Shemonski 7-yard pass from Fullerton (Decker kick)
2-UM - Scarbath 1-yard run (Decker kick)
2-UT - Rechichar 4-yard pass from Payne (kick failed)
3-UM - Fullerton 46-yard interception return (Decker kick)
4-UT - Payne 2-yard run (Rechichar kick)

	UM	UT
First Downs	18	12
Rushing Yards	289	81
Passing	63	75
Comp-Att-Int	7-13-1	9-19-4
Return Yards	29	16
Punts-Avg.	8-38.0	7-43.0
Fumbles-Lost	7-1	2-2
Penalties-Yards	12-120	2-20

RUSHING-Maryland, Modzelewski 28-153. Tennessee, Payne 11-54.


PASSING-Maryland, Scarbath 6-9-57. Tennessee, Payne 7-14-75.
Att: 80,271



Maryland celebrates its 1951 undefeated season.

Orange Bowl

Jan. 1, 1954

OU	MD	
7	0	

Oklahoma 7
Maryland 0

MIAMI - This was the first game of the contract that pitted the Big Eight Conference champion against the Atlantic Coast Conference champion. The Terrapins took an undefeated record and the nation's No. 1 ranking into the game against an Oklahoma squad that used a powerful running attack to grind out a second quarter touchdown to propel the Sooners to a 7-0 win. Twice the Terps had first down opportunities with the ball inside the 10-yard line and failed to come away with any points. Despite the narrow loss, the Terrapins claimed the 1953 national championship.


Box Score

	1st	2nd	3rd	4th	F
Maryland	0	0	0	0	0
Oklahoma	0	7	0	0	7

2-OU - Griggs 25-yard run (Leake kick)

	UM	OU
First Downs	13	10
Rushing Yards	176	208
Passing	36	22
Comp-Att-Int	5-12-0	4-6-1
Return Yards	25	7
Punts-Avg.	5-29.0	7-31.3
Fumbles-Lost	1-1	2-2
Penalty Yards	15	45


RUSHING-Maryland, Felton 10-51. Oklahoma, Griggs 13-89.
PASSING-Maryland, Boxold 3-9-42. Oklahoma, Calame 4-4-22.
RECEIVING-Maryland, Nolan 2-31. Oklahoma, Burris 3-17.
Att: 68,178



"Shoo-Shoo" Shemoonski high-stepping in the 1954 Orange Bowl.

Orange Bowl

Jan. 2, 1956

OU	MD	
20	6	

Oklahoma 20
Maryland 6

MIAMI - The third-ranked Terps came into the Orange Bowl riding a 15-game winning streak, only to have it snapped by an Oklahoma team that extended its winning streak to 30 games with its 20-6 win. The Terps, who led 6-0 at halftime, were stunned when the Sooners went into their famous "fast break offense" and reeled off two third quarter touchdowns to earn the national championship. Ed Vereb, who scored the Terps' lone touchdown, finished with 108 rushing yards. Maryland was hurt by five turnovers.

Box Score

	1st	2nd	3rd	4th	F
Maryland	0	6	0	0	6
Oklahoma	0	0	14	6	20

2-UM - Vereb 15-yard run (kick failed)
3-OU - McDonald 4-yard run (Prices kick)
3-OU - O'Neil 1-yard run (Prices kick)
4-OU - Dodd 82-yard interception return (kick failed)

	UM	OU
First Downs	9	16
Rushing Yards	187	202
Passing	46	53
Comp-Att-Int	3-10-3	4-10-1
Punts-Avg.	7-40.0	8-34.0
Fumbles-Lost	3-2	1-1
Penalties-Yards	4-61	4-35


RUSHING-Maryland, Vereb 8-108. Oklahoma, Harris 9-63.
PASSING-Maryland, Beightol 2-7-46. Oklahoma, Harris 3-5-34.
RECEIVING-Maryland, Cooke 1-21. Oklahoma, Burris 2-28.
Att: 75,561



Ed Vereb rushed for the Terps' only TD and 108 yards in the '56 Orange Bowl.

Peach Bowl

Dec. 28, 1973

GA	MD	
17	16	

Georgia 17
Maryland 16

ATLANTA - Maryland came away from its first bowl game in 18 years a bitterly disappointed team. The Terrapins dominated Georgia in all phases, but the game was tied 10-10 at the half thanks to a couple of big plays by the Bulldogs. In the third quarter, a costly Terp fumble led to Georgia's go-ahead touchdown. Seven times the Terrapins were inside the Georgia 20-yard line, coming away with only nine points. The Terps' lone touchdown came via Walter White's 68-yard touchdown reception.

Box Score

	1st	2nd	3rd	4th	F
Maryland	0	10	0	6	16
Georgia	0	10	7	0	17

2-UG - Poulous 62-yard pass from Johnson (Leavitt kick), 5:27
2-UM - White 68-yard pass from Carter (Mike-Mayer kick), 5:04
2-UM - Mike-Mayer 36-yard field goal, 1:31
2-UG - Leavitt 26-yard field goal, 0:06
3-UG - Johnson 1-yard run (Leavitt kick), 4:24
4-UM - Mike-Mayer 25-yard field goal, 13:53
4-UM - Mike-Mayer 28-yard field goal, 7:35

	UM	UG
First Downs	15	11
Rushing Yards	219	170
Passing	242	114
Comp-Att-Int	8-18-1	5-16-1
Return Yards	78	135
Punts-Avg.	6-31.8	8-41.3
Fumbles-Lost	4-3	2-2
Penalties-Yards	5-63	1-5

RUSHING-Maryland, Carter 29-126. Georgia, King 16-57.
PASSING-Maryland, Kinard 4-8-113. Georgia, Johnson 5-16-114.
RECEIVING-Maryland, White 2-106. Georgia, Poulous 2-62.
Att: 80,271



Coach Jerry Claiborne (left) congratulates Georgia coach Vince Dooley after the Bulldogs' win.

Liberty Bowl

Dec. 16, 1974

UT	MD	Liberty Bowl
7	3	

Tennessee 7
Maryland 3

MEMPHIS, Tenn. - The Maryland defense, led by All-ACC defensive tackle Randy White, shut out Tennessee for nearly four quarters but lost the game when the Volunteers' quarterback, Randy Wallace, found Larry Seivers for an 11-yard touchdown pass with 2:08 to play. The Terps were punting from their own 13 when a bad snap from the center was recovered by the Volunteers on the Maryland seven-yard line. Maryland had a chance to win the game but an apparent 20-yard touchdown pass was ruled out of bounds.

Box Score

	1st	2nd	3rd	4th	F
Maryland	0	3	0	0	3
Tennessee	0	0	0	7	7

2-UM - Mike-Mayer 28-yard field goal

4-UT - Seivers 11-yard pass from Wallace (Towson kick)

	UM	UT
First Downs	16	15
Rushing Yards	108	173
Passing	158	65
Comp-Att-Int	15-22-2	7-16-0
Return Yards	76	65
Punts-Avg.	6-41.0	7-39.0
Fumbles-Lost	3-3	4-2
Penalties-Yards	4-63	8-69

RUSHING-Maryland, Carter 22-65. Tennessee, Gayle 17-106.

PASSING-Maryland, Avellini 15-22-158. Tennessee, Holloway 6-15-54.

RECEIVING-Maryland, White 5-68. Tennessee, Seivers 4-38.

Att: 51,284



Louis Carter rushed for 65 yards in the Terps' 1974 Liberty Bowl appearance.

Gator Bowl

Dec. 29, 1975

MD	UF	Gator Bowl Classic
13	0	

Maryland 13
Florida 0

JACKSONVILLE, Fla. - The ACC champion Terrapins headed into the 1975 Gator Bowl as a seven-point underdog to the Florida Gators. However, this did not deter the Terps, who were coming off their best season (8-2-1) in 20 years. Maryland shut out the Gators, 13-0, in front of a large pro-Florida crowd in a steady downpour. The Maryland defense held the SEC's total offense leader scoreless and intercepted two Florida passes which led to the first 10 Maryland points. This was the first Terp win over an SEC team since 1955.

Box Score

	1st	2nd	3rd	4th	F
Maryland	7	3	0	3	13
Florida	0	0	0	0	0

1-UM - Hoover 19-yard pass from Dick (Sochko kick) 6:15

2-UM - Sochko 20-yard field goal 6:49

4-UM - Sochko 27-yard field goal 11:41


	UM	UF
First Downs	15	14
Rushing Yards	209	182
Passing	82	28
Comp-Att-Int	7-16-0	3-19-3
Return Yards	26	25
Punts-Avg.	7-39.5	7-38.5
Fumbles-Lost	0-0	1-1
Penalties-Yards	5-47	6-48

RUSHING-Maryland, Atkins 20-127. Florida, DuBose 18-95.

PASSING-Maryland, Dick 5-13-67. Florida, Fisher 2-12-33.

RECEIVING-Maryland, Hoover 2-24. Florida, Lecount 1-25.

Att: 64,012



Kim Hoover hauls in the only TD of the Terps' win in the '75 Gator Bowl.

Cotton Bowl

Jan. 1, 1977

UH	MD	Houston Maria David
30	21	

Houston 30
Maryland 21

DALLAS - Maryland entered the 1977 Cotton Bowl with a perfect 11-0 record, but the hopes for a perfect season were dashed quickly when Houston scored 21 first-quarter points en route to a 30-21 win. The Cougars rushed for a total of 320 yards in the game and 144 in the 21-point first quarter. The Terps cut the lead to 27-21 in the fourth quarter, but a 5:42 drive by the Cougars late in the quarter resulted in a field goal, slamming the door on any Terp comeback hopes.

Box Score

	1st	2nd	3rd	4th	F
Maryland	0	7	7	7	21
Houston	21	6	0	3	30

1-UH - Thomas 11-yard run (Coplin kick) 6:27

1-UH - Blackwell 33-yard run (Coplin kick) 3:13

1-UH - Blackwell 1-yard run (Coplin kick) 0:51

2-UM - Manges 6-yard run (Loncar kick) 9:36

2-UH - Bass 33-yard pass from Davis (kick failed) 0:55

3-UM - Sievers 11-yard pass from Manges (Sochko kick) 1:41

4-UM - Wilson 1-yard run (Sochko kick) 8:46

4-UH - Coplin 28-yard field goal 0:18


	UM	UH
First Downs	17	20
Rushing Yards	120	320
Passing	179	108
Comp-Att-Int	17-32-0	5-8-0
Return Yards	13	5
Punts-Avg.	6-44.0	4-36.0
Fumbles-Lost	1-1	4-3
Penalties-Yards	8-80	5-22

RUSHING-Maryland, Scott 11-47. Houston, Blackwell 22-149.

PASSING-Maryland, Manges 17-32-179. Houston, Davis 5-8-108.

RECEIVING-Maryland, Kinney 6-72. Houston, Foster 3-62.

Att: 58,500



Eric Sievers caught his first college TD on this play in the '77 Cotton Bowl.

Hall of Fame Bowl

Dec. 22, 1977

MD	MN	
17	7	

Maryland 17
Minnesota 7

BIRMINGHAM, Ala. - After allowing an early Minnesota touchdown run, the Terps scored the next 17 points and shut out the Golden Gophers over the next three quarters to leave Birmingham with a 17-7 win. Offensively, the Terps looked to George Scott who rushed for 75 yards and two second-quarter touchdowns to put Maryland in the lead for good. The Maryland defense held the Gophers to only 69 yards of total offense in the second half.

Box Score

	1st	2nd	3rd	4th	F
Maryland	3	14	0	0	17
Minnesota	7	0	0	0	7

1-MN - Barber 1-yard run (Rogind kick) 9:02
1-UM - Sochko 32-yard field goal 5:21
2-UM - Scott 2-yard run (Sochko kick) 7:04
2-UM - Scott 1-yard run (Sochko kick) 4:53

	UM	MN
First Downs	15	17
Rushing Yards	120	113
Passing	211	155
Comp-Att-Int	12-23-1	13-26-0
Return Yards	3	6
Punts-Avg.	5-36.8	9-27.7
Fumbles-Lost	3-2	3-2
Penalties-Yards	12-80	6-54

RUSHING-Maryland, Scott 24-75. Minnesota, Kitzmann 24-76.
PASSING-Maryland, Dick 12-20-211. Minnesota, Avery 12-23-130.
RECEIVING: Maryland, White 8-126. Minnesota, Anhorn 5-49.
Att: 47,000



George Scott ran for two TDs and 75 yards in the Terps '77 Hall of Fame Bowl win.

Sun Bowl

Dec. 23, 1978

UT	MD	
42	0	

Texas 42
Maryland 0

EL PASO, TEXAS - The Maryland Terrapins, appearing in their sixth consecutive bowl and looking for their second straight bowl win, ran into a very determined Texas Longhorn team. The Longhorns' running game amassed 220 yards and five touchdowns, while the Texas defense held Maryland to 248 yards of total offense. It was the first time in 95 games the Terps had been held scoreless, ending the third-longest streak in the nation.


Box Score

	1st	2nd	3rd	4th	F
Maryland	0	0	0	0	0
Texas	21	7	14	0	42

1-UT - L. Jones 7-yard run (Erleben kick) 10:27
1-UT - J. Jones 1-yard run (Erleben kick) 7:15
1-UT - L. Jones 29-yard pass from McBaeth (Erleben kick) 4:37
2-UT - McBaeth 2-yard run (Erleben kick) 12:55
3-UT - J. Jones 14-yard run (Erleben kick) 2:42
3-UT - H. Jones 32-yard run (Erleben kick) 1:08

	UM	UT
First Downs	20	18
Rushing Yards	34	220
Passing	214	45
Comp-Att-Int	17-43-4	2-7-0
Return Yards	0	20
Punts-Avg.	8-37	7-41
Fumbles-Lost	2-1	3-1
Penalties-Yards	5-35	7-42

RUSHING-Maryland, Atkins 10-15. Texas, H. Jones 14-104.
PASSING-Maryland, O'Hare 12-27-146. Texas, McBaeth 2-5-45.
RECEIVING: Maryland, Richards 4-52. Texas, L. Jones 2-45.
Att: 33,122



Charles Johnson's mood tells the story after the Terps lost in the '78 Sun Bowl.

Tangerine Bowl

Dec. 20, 1980

UF	MD
35	20

Florida 35
Maryland 20

ORLANDO, Fla. - Maryland's Charlie Wysocki rushed for 159 yards and a touchdown, but it was not enough to overcome the passing attack of the Gators' Wayne Peace, who threw for 271 yards and two touchdowns. Peace's favorite receiver, Cris Collinsworth, caught eight passes for 166 yards, including a 21-yard touchdown catch that led to Florida's 28-20 lead. Maryland's Dale Castro tied a Tangerine Bowl record and established a new Terrapin bowl record when he booted his fourth field goal in the third quarter.


Box Score

	1st	2nd	3rd	4th	F
Maryland	3	6	11	0	20
Florida	0	14	14	7	35

1-UM - Castro 34-yard field goal 4:50
2-UF - Collinsworth 24-yard pass from Peace (Clark kick) 14:04
2-UM - Castro 27-yard field goal 4:37
2-UM - Castro 26-yard field goal 4:28
2-UF - Jones 2-yard run (Clark kick) 1:46
3-UM - Wysocki 2-yard run (Tice run) 14:48
3-UM - Castro 42-yard field goal 10:00
3-UF - Peace 1-yard run (Clark kick) 4:43
3-UF - Collinsworth 21-yard pass from Peace (Clark kick) 3:29
4-UF - Brown 2-yard run (Clark kick) 9:31

	UM	UF
First Downs	19	16
Rushing Yards	181	108
Passing	155	271
Comp-Att-Int	12-26-3	20-34-1
Return Yards	14	54
Punts-Avg.	4-39.0	6-34.0
Fumbles-Lost	4-2	1-0
Penalties-Yards	6-44	11-108

RUSHING-Maryland, Wysocki 39-159. Florida, Brown 16-71.
PASSING-Maryland, Tice 11-23-129. Florida, Peace 20-24-271.
RECEIVING: Maryland, Havener 4-83. Florida, Collinsworth 8-166.
Att: 52,541



Charlie Wysocki ran for 159 yards in the '80 Tangerine Bowl.

Aloha Bowl Dec. 25, 1982

UW	MD	
21	20	

Washington 21
Maryland 20

HONOLULU - Maryland and Washington made sure the fans who went to the inaugural Aloha Bowl got their money's worth. The Huskies' touchdown with :06 left secured Washington's come-from-behind, 21-20 victory. The Terps had a chance to go up by nine points with 3:39 left to play, but Jess Atkinson's 32-yard field goal attempt fell short. The Terps had fallen behind 14-6 in the first half and Boomer Esiason completed 10 passes for 120 yards and a touchdown in the third quarter, sparking Maryland to a 20-14 lead early in the


Citrus Bowl Dec. 25, 1982

UT	MD	
30	23	

Tennessee 30
Maryland 23

ORLANDO, Fla. - Tennessee scored two touchdowns in the fourth quarter to overcome a 20-16 deficit and defeat the Terps, 30-23, in the 1983 Citrus Bowl. Maryland took a four-point lead into the fourth quarter, thanks to outstanding play from reserve quarterback Frank Reich. Reich entered the game in the second quarter when starter Boomer Esiason suffered a shoulder injury. Reich's one mistake of the day, an interception early in the fourth quarter, set the Vols on Maryland's 14-yard line which led to a Tennessee touchdown run that was the difference.

Sun Bowl Dec. 22, 1984

MD	UT	
28	27	

Maryland 28
Tennessee 27

EL PASO, Texas - The Maryland Terrapins were truly the comeback team of 1984. Maryland trailed Tennessee 21-0 at halftime and erupted for a Terrapin bowl record 22 points in the third quarter. Frank Reich's third-quarter touchdown pass to Ferrell Edmunds put the Terps up 22-21, but the ensuing kickoff was returned for a touchdown by the Volunteers to give them a 27-22 lead. Then with 8:03 left to play, the Terps' offense pounded out a 5:05 drive that was capped by a one-yard scoring run by Rick Badanjek for the game-winning touchdown.

Box Score

	1st	2nd	3rd	4th	F
Maryland	0	6	6	8	20
Washington	7	7	0	7	21

1-UW - Allen 27-yard pass from Cowan (Nelson kick) 10:14	
2-UM - D'Addio 19-yard pass from Esiason (kick failed) 14:52	
2-UW - Allen 71-yard pass from Cowan (Nelson kick) 5:21	
3-UM - Tice 36-yard pass from Esiason (conversion failed) 12:18	
4-UM - Nash 2-yard run (Tice pass from Esiason) 10:44	
4-UW - Allen 11-yard pass from Cowan (Nelson kick) 0:06	
	UM UW
First Downs	17 20
Rushing Yards	68 63
Passing	251 369
Comp-Att-Int	19-32-1 35-55-0
Return Yards	45 43
Punts-Avg.	7-38.0 5-45.0
Fumbles-Lost	2-1 4-4
Penalties-Yards	8-55 7-50

RUSHING-Maryland, Nash 11-41. Washington, Robinson 16-50.
PASSING-Maryland, Esiason 19-32-251. Washington, Cowan 33-55-369.
RECEIVING: Maryland, Tice 6-85. Washington, Skansi 10-81.
Att: 30,055

Box Score

	1st	2nd	3rd	4th	F
Maryland	3	6	11	3	23
Tennessee	7	3	6	14	30

1-UM - Atkinson 18-yard field goal 4:01	
1-UT - Taylor 12 pass from Cockrell (Reveiz kick) 1:04	
2-UM - Atkinson 48-yard field goal 13:43	
2-UM - Atkinson 31-yard field goal 12:01	
2-UT - Reveiz 25-yard field goal 4:34	
3-UM - Atkinson 22-yard field goal 10:47	
3-UT - Henderson 19-yard run (Cockrell pass failed) 5:29	
3-UM - Badanjek 3-yard run (Badanjek run) 4:14	
4-UT - Jones 1-yard run (Reveiz kick) 14:01	
4-UT - Jones 2-yard run (Reveiz kick) 11:58	
4-UM - Atkinson 26-yard field goal 4:34	

	UM	UT
First Downs	17	25
Rushing Yards	95	201
Passing	253	185
Comp-Att-Int	18-28-1	16-23-1
Return Yards	10	26
Punts-Avg.	0-0.0	1-47.0
Fumbles-Lost	3-1	1-1
Penalties-Yards	6-32	1-5

RUSHING-Maryland, Joyner 17-58. Tennessee, Jones 29-154.
PASSING-Maryland, Reich 14-22-192. Tennessee, Cockrell 16-23-185.
RECEIVING: Maryland, David 4-66. Tennessee, Duncan 6-59.
Att: 50,183

Box Score

	1st	2nd	3rd	4th	F
Maryland	0	0	22	6	28
Tennessee	10	11	6	0	27

1-UT - Jones 2-yard run (Reveiz kick) 6:34	
1-UT - Reveiz 24-yard field goal 2:29	
2-UT - Reveiz 52-yard field goal 5:13	
2-UT - McGee 6-yard pass from Robinson (McGee pass from Robinson) 0:37	
3-UM - Neal 57-yard run (pass failed) 10:35	
3-UM - Atkinson 23-yard field goal 6:32	
3-UM - Badanjek 1-yard run (run failed) 3:47	
3-UM - Edmunds 40-yard pass from Reich (Atkinson kick) 3:47	
3-UT - Penuska 100-yard kickoff return (pass failed) 0:10	
4-UM - Badanjek 1-yard run (pass failed) 2:28	

	UM	UT
First Downs	22	13
Rushing Yards	229	148
Passing	201	132
Comp-Att-Int	17-28-1	15-24-0
Return Yards	80	194
Punts-Avg.	4-39.0	5-42.4
Fumbles-Lost	2-2	2-2
Penalties-Yards	8-63	6-49


RUSHING-Maryland, Neal 12-107. Tennessee, Jones 14-80.
PASSING-Maryland, Reich 17-28-201. Tenn., Robinson 15-24-132.
RECEIVING: Maryland, Hill 4-69. Tennessee, McGee 6-66.
Att: 50,126



Dave D'Addio rushes past Washington in the Aloha Bowl.



Bobby Ross (far left) and Boomer Esiason (second from left) visit Goofy at the Magic Kingdom.



After rallying from a 21-0 halftime deficit, the Terps carried coach Bobby Ross off the field after winning the '84 Sun Bowl.

Cherry Bowl Dec. 21, 1985

MD	SU	
35	18	

Maryland 35 Syracuse 18

PONTIAC, Mich. - Quarterback Stan Gelbaugh completed 14 passes for 223 yards, threw two TDs and rushed for another as Maryland defeated Syracuse 35-18. The Terrapins, who trailed 3-0 early in the first quarter, took their first lead thanks to Gelbaugh's four-yard touchdown run. Trailing 10-6 in the second quarter, Gelbaugh hit tight end Chris Knight for a three-yard score to put the Terps in the lead for good. The touchdown pass also was the start of a 22-point second quarter that tied a Maryland bowl record for points

Box Score

	1st	2nd	3rd	4th	F
Syracuse	3	7	8	0	18
Maryland	6	22	7	0	35

1-SU - McAulay 26-yard field goal 10:27		
1-UM - Gelbaugh 4-yard run (kick failed) 6:36		
2-SU - Drummond 10-yard run (McAulay kick) 12:53		
2-UM - Knight 3-yard pass from Gelbaugh (Badanjek run) 8:50		
2-UM - Tye 8-yard fumble return (Plocki kick) 3:41		
2-UM - Blount 20-yard run (Plocki kick) 1:43		
3-UM - Abdur-Ra'ooof 6-yard pass from Gelbaugh (Plocki kick) 11:27		
3-SU - McPherson 17-yard run (Schweddes from McPherson) 2:51		
	UM	SU
First Downs	22	28
Rushing Yards	244	241
Passing	223	204
Comp-Att-Int	14-20-1	18-30-3
Return Yards	99	135
Punts-Avg.	3-38.7	1-52.0
Fumbles-Lost	0-0	3-2
Penalties-Yards	5-54	3-26
RUSHING-Maryland, Blount 24-135. Syracuse, McPherson 21-111.		
PASSING-Maryland, Gelbaugh 14-20-223. Syracuse, McPherson 18-30-204.		
RECEIVING-Maryland, Abdur-Ra'ooof 5-86. Syracuse, Slano 4-69.		
Att: 51,858		



Len Lynch (63) hoists the 1985 Cherry Bowl trophy.

Independence Bowl Dec. 15, 1990

MD	LT	
34	34	

Maryland 34 Louisiana Tech 34

SHREVEPORT, La. - Tech's Chris Boniol hit a 29-yard field goal with no time remaining in the 1990 Independence Bowl, allowing the Bulldogs to escape Shreveport with a 34-34 tie. The Terrapins fell behind 31-20 early in the fourth quarter but rallied to take the lead when Scott Zolak threw a 15-yard touchdown pass to Brad Johnson with :52 remaining. However, on the ensuing kickoff, Tech's Lorenzo Baker returned the kick 41 yards to start the Bulldog drive on the Maryland 39-yard line. Five plays and 28 yards later, Boniol kicked his second field goal of the game to even the score.

Box Score

	1st	2nd	3rd	4th	F
Maryland	14	0	6	14	34
Louisiana Tech	0	14	14	6	34

1-UM - Jackson 1-yard run (DeArmas kick) 11:59		
1-UM - Jackson 2-yard run (DeArmas kick) 5:06		
2-LT - Richardson 5-yard run (Boniol kick) 8:30		
2-LT - Davis 3-yard run (Boniol kick) 0:17		
3-LT - Richardson 1-yard run (Boniol kick) 10:35		
3-UM - Jackson 11-yard run (kick failed) 7:44		
3-LT - Slaughter 7-yard pass from Johnson (Boniol kick) 5:52		
4-LT - Boniol 36-yard field goal 13:52		
4-UM - Mason 28-yard pass from Zolak (DeArmas kick) 11:20		
4-UM - Johnson 15-yard pass from Zolak (DeArmas kick) 0:52		
4-LT - Boniol 28-yard field goal 0:00		
	UM	LT
First Downs	16	25
Rushing Yards	191	150
Passing	115	254
Comp-Att-Int	11-18-1	18-28-3
Return Yards	22	3
Punts-Avg.	4-37.2	1-34.0
Fumbles-Lost	1-1	3-1
Penalties-Yards	9-88	6-53
RUSHING-Maryland, Jackson 17-50. La. Tech, Richardson 27-81.		
PASSING-Maryland, Zolak 7-16-159. La. Tech, Johnson 7-8-70.		
RECEIVING-Maryland, Johnson 5-107. La. Tech, Slaughter 5-66.		
Att: 48,325		



Clarence Jones (74) lifts Troy Jackson in the air after the Terps' third-quarter score in the '90 Independence Bowl.

Orange Bowl Jan. 2, 2002

UF	MD	
56	23	

Florida 56 Maryland 23

MIAMI - Maryland made its first bowl appearance since 1990, but fell to the fifth-ranked Florida Gators, 56-23. Florida's Rex Grossman came off the bench to throw for 248 yards and four touchdowns. The Gators jumped out to a 14-0 lead, but the Terps rallied to close to within 14-10. Florida, however, scored five unanswered touchdowns to pull away. Marc Riley rushed for two touchdowns for the Terps. The teams combined for an Orange Bowl record 79 points and 1,019 total yards.

Box Score


	1st	2nd	3rd	4th	F
Florida	14	14	21	7	56
Maryland	7	3	0	13	23

1-UF - Graham 1-yard run (Chandler kick) 9:51		
1-UF - Jacobs 46-yard pass from Berlin (Chandler kick) 0:12		
1-UM - Williams 64-yard pass from Hill (Novak kick) 0:00		
2-UM - Novak 20-yard field goal 12:20		
2-UF - Jacobs 15-yard pass from Grossman (Chandler kick) 2:18		
2-UF - Gaffney 4-yard pass from Grossman (Chandler kick) 0:03		
3-UF - Graham 6-yard run (Chandler kick) 11:22		
3-UF - Gillespie 11-yard run (Chandler kick) 7:26		
3-UF - Gaffney 33-yard pass from Grossman (Chandler kick) 2:52		
4-UM - Riley 1-yard run (Novak kick) 11:56		
4-UF - Perez 10-yard pass from Grossman (Chandler kick) 10:16		
4-UM - Riley 10-yard run (Novak kick) 5:10		
	UM	UF
First Downs	19	30
Rushing Yards	103	203
Passing	257	456
Comp-Att-Int	23-39-1	33-49-2
Return Yards	189	93
Punts-Avg.	5-46.2	2-53.0
Fumbles-Lost	0-0	2-1
Penalties-Yards	4-20	6-43
RUSHING-Maryland, Hill 11-31. Florida, Graham 16-149.		
PASSING-Maryland, Hill 23-39-257. Florida, Grossman 20-28-248.		
RECEIVING-Maryland, Murphy 5-42. Florida, Jacobs 10-170.		
Att: 73,640		



Marc Riley ran for two touchdowns, including this 10-yard run in the fourth quarter.

Peach Bowl Dec. 31, 2002

MD	UT	
30	3	

Maryland 30 Tennessee 3

ATLANTA - The Terps posted their first bowl win since 1985 with a dominating performance against the Tennessee Volunteers. QB Scott McBrien ran for a pair of touchdowns, Nick Novak booted three field goals, All-America linebacker E.J. Henderson registered 12 solo tackles, and cornerback Curume Cox returned an interception for a touchdown to highlight Maryland's performance. The Terps never trailed in the game, taking their opening possession in for a touchdown on a one-yard run by McBrien and taking a 17-3 lead into intermission. It was the most lopsided bowl loss in UT history.

Box Score

	1st	2nd	3rd	4th	F
Tennessee	0	3	0	0	3
Maryland	7	10	3	10	30


1-UM - McBrien 1-yard run (Novak kick) 6:00
2-UM - Cox 54-yard interception return (Novak kick) 11:32
2-UT - Walls 38-yard field goal 4:46
2-UM - Novak 48-yard field goal 0:47
3-UM - Novak 44-yard field goal 6:48
4-UM - McBrien 6-yard run (Novak kick) 12:55
4-UM - Novak 25-yard field goal 4:12

	UT	UM
First Downs	18	17
Rushing Yards	45	154
Passing Yards	242	120
Comp-Att-Int	23-37-1	11-19-0
Return Yards	85	177
Punts-Avg.	6-47.7	3-50.3
Fumbles-Lost	1-1	2-1
Penalties-Yards	8-68	2-10

RUSHING-Maryland, Perry 15-50. Tennessee: Houston 9-34.

PASSING-Maryland, McBrien, 11-19-0-120. Tennessee, Clausen 23-37-1-242.

RECEIVING-Maryland, Harrison 4-74. Tennessee Brown 5-75.
Att: 68,330.



Nick Novak kicked three field goals and three extra points in the 30-3 win over Tennessee to help the Terps snap a 16-year winless streak in bowl games.

Gator Bowl Jan 1, 2004

MD	WV	
41	7	

Maryland 41 West Virginia 7

JACKSONVILLE, Fla. - Former Mountaineer Scott McBrien threw for a career-high 381 yards to help Maryland to a 41-7 victory over West Virginia in the Gator Bowl, a rematch of a regular-season game that was almost as lopsided. Playing against the team he left in 2001, McBrien threw for three scores and ran for another. His teammate, Steve Suter, returned a punt for a touchdown and made a highlight-reel catch to help the Terrapins reach 10 wins for the third-straight year under coach Ralph Friedgen.

Box Score

	1st	2nd	3rd	4th	F
West Virginia	0	0	7	0	7
Maryland	10	14	10	7	41

1-UM - Novak 26-yard field goal 9:36
1-UM - J. Williams 31-yard pass from McBrien (Novak kick) 0:00
2-UM - Suter 76-yard punt return (Novak kick) 13:55
2-UM - J. Williams 22-yard pass from McBrien (Novak kick) 7:49
3-UM - McBrien 2-yard run (Novak kick) 8:40
3-WV - R. Marshall 15-yard run (Cooper kick) 6:10
3-UM - Nick Novak 24-yard field goal 1:25
4-UM - Walker 14-yard punt return (Novak kick) 6:42

	UM	WV
First Downs	26	9
Rushes-Yards	48-141	29-155
Passing Yards	381	86
Comp-Att-Int	21-33-0	11-19-0
Return Yards	114	165
Punts-Avg.	2-33.5	7-42.4
Fumbles-Lost	5-0	2-2
Penalties-Yards	6-45	6-40

RUSHING-Maryland, Perry 20-67. West Virginia, Harris 6-56.


PASSING-Maryland, McBrien 21-33-0-381. West Virginia: Marshall 10-16-0-87.

RECEIVING-Maryland, Suter 4-84. West Virginia, Henry 3-46.
Att: 78,892.



Gator Bowl MVP Scott McBrien threw for a career-high 381 yards against his former team in his final college game.

Champs Sports Bowl Dec 29, 2006

MD	PU	
24	7	

Maryland 24 Purdue 7

ORLANDO, Fla. - Maryland won its school record third-straight bowl game in style, posting a dominating 24-7 victory over Purdue in the Champs Sports Bowl. Senior Sam Hollenbach passed for 223 yards and two touchdowns to earn game MVP honors, while junior Lance Ball had 98 rushing yards to lead a ground attack which piled up 208 yards, much of that coming in the first half when the Terps built a 21-0 lead and never looked back. The Terrapins were able to keep Purdue's offense, the NCAA's 10th best at 425 yards per game, in check. The Boilermakers were held to 21 rushing yards and 285 total yards. Junior Keon Lattimore added 86 rushing yards on 20 carries for the Terps, who held the ball for 39:48. It was the fourth bowl appearance for the Terps under the six-year reign of head coach Ralph Friedgen.

Box Score

	1st	2nd	3rd	4th	F
Purdue (8-6)	0	7	0	0	7
Maryland (9-4)	7	14	3	0	24

1-MD - Haynos 4 yd pass from Hollenbach (Ennis kick), 04:33
2-MD - Jackson 1 yd run (Ennis kick), 13:33
2-MD - Heyward-Bey 46 yd pass from Hollenbach (Ennis kick), 2:05
2-PUR - Orton 12 yd pass from Painter (Summers kick) 00:30
3-MD - Ennis 22 yd field goal, 06:44

	MD	PUR
First Downs	20	12
Rushes-Yards	50-206	13-21
Comp-Att-Int	15-24-0	23-36-1
Passing Yards	223	264
Return Yards	26	75
Punts-Average	4-39.2	6-42.2
Fumbles-Lost	1-0	1-1
Penalties-Yards	5-31	4-33

RUSHING-Maryland, Ball 18-98. Purdue, Taylor 6-19.


PASSING-Maryland, Hollenbach 15-24-0-233. Purdue: Painter 15-24-0-223.

RECEIVING-Maryland, Heyward-Bey 4-81. Purdue, Bryant 8-101.
Att: 40,168.



Champ Sports Bowl MVP Sam Hollenbach threw for a pair of scores to lead the Terps to a bowl win over the Purdue Boilermakers.

Emerald Bowl Dec. 28, 2007

OS	MD	
21	14	

Oregon State 21 Maryland 14

SAN FRANCISCO - Chris Turner threw for 205 yards and a pair of touchdowns, including a 63-yarder to Darrius Heyward-Bey, but Oregon State used 275 yards on the ground to earn a 21-14 victory over Maryland in the 2007 Emerald Bowl played at AT&T Park. The game was just Maryland's second in California in the program's history, and the Terps' first meeting with a Pac-10 team since the 1982 Aloha Bowl.

Box Score

	1st	2nd	3rd	4th	F
Maryland	14	0	0	0	- 14
Oregon State	7	7	7	0	- 21

1-MD - Isaiah Williams 9 pass from Chris Turner (Obi Egekeze kick), 10:21

1-OS - James Rodgers 14 pass from Sean Canfield (Alexis Serna kick), 6:38

1-MD - Darrius Heyward-Bey 63 pass from Chris Turner (Egekeze kick), 1:00

2-OS - Yvenson Bernard 2 run (Serna kick), 0:16

3-OS - James Rodgers, fumble recovery in end zone (Serna kick), 0:10

	MD	OS
First Downs	11	24
Rushes-Yards	25-19	54-275
Comp-Att-Int	17-29-2	13-23-1
Passing Yards	205	108
Return Yards	61	162
Punts-Average	7-37.6	5-32.2
Fumbles-Lost	1-0	3-2
Penalties-Yards	7-57	7-54
Sacks By-Yards Lost	5-23	2-19
Time of Possession	26:47	33:13

RUSHING-Maryland, Lattimore 7-16. Oregon State: Bernard 38-177.

PASSING-Maryland, Turner, 17-29-2-205-2. Oregon State, Canfield, 8-14-1-68-1.

RECEIVING-Maryland, Heyward-Bey 3-99. Oregon State, Rodgers 5-40.

Att: 32,517.



Erin Henderson closed out his Terrapin career with 11 tackles in the Emerald Bowl vs. Oregon State.

Bowl Game Records

INDIVIDUAL RECORDS

RUSHING YARDS

165 (23 carries), Lu Gambino vs. Georgia, 1948 Gator
153 (28), Ed Modzelewski vs. Tennessee, 1952 Sugar
159 (39), Charlie Wysocki vs. Florida, 1980 Tangerine
132 (24), Alvin Blount vs. Syracuse, 1985 Cherry
127 (20), Steve Atkins vs. Florida, 1975 Gator
126 (29), Louis Carter vs. Georgia, 1973 Peach
108 (8), Ed Vereb vs. Oklahoma, 1956 Orange
107 (12), Tommy Neal vs. Tennessee, 1984 Sun

RUSHING ATTEMPTS

39, Charlie Wysocki vs. Florida, 1980 Tangerine

RUSHING TOUCHDOWNS

3, Troy Jackson vs. Louisiana Tech, 1990 Independence

LONGEST TOUCHDOWN RUN

57 yards, Tommy Neal vs. Tennessee, 1984 Sun

PASSING YARDS

381 (21 of 33, 3 TD), Scott McBrien vs. West Virginia, 2004 Gator
257 (23 of 39, 1 TD, 1 Int.), Shaun Hill vs. Florida, 2002 Orange
251 (19 of 32, 2 TD, 1 Int.), Boomer Esiason vs. Washington, 1982 Aloha
233 (15 of 24, 2 TD), Sam Hollenbach vs. Purdue, 2006 Champs Sports
223 (14 of 20, 2 TD, 1 Int.), Stan Gelbaugh vs. Syracuse, 1985 Cherry
215 (17 of 28, 1 TD, 3 Int.), Scott Zolak vs. La. Tech, 1990 Independence
211 (12 of 20, 1 Int.), Larry Dick vs. Minnesota, 1977 Hall of Fame
205 (17 of 29, 2 Int.), Chris Turner vs. Oregon State, 2007 Emerald
201 (17 of 28, 1 TD, 1 Int.), Frank Reich vs. Tennessee, 1984 Sun

PASS COMPLETIONS

23, Shaun Hill vs. Florida, 2002 Orange

PASS ATTEMPTS

39, Shaun Hill vs. Florida, 2002 Orange

PASSING TOUCHDOWNS

3, Scott McBrien vs. West Virginia, 2004 Gator
2, Four times - most recent Chris Turner vs. Oregon State, 2007 Emerald

LONGEST TOUCHDOWN PASS

68, Louis Carter to Walter White vs. Georgia, 1973 Peach
63, Chris Turner to Darrius Heyward-Bey vs. Oregon State, 2007 Emerald

TOTAL OFFENSE

367 yards (minus 14 run, 381 pass), Scott McBrien vs. WVU, 2004 Gator
288 yards (31 run, 257 pass), Shaun Hill vs. Florida, 2002 Orange
252 yards (1 run, 251 pass), Boomer Esiason vs. Washington, 1983 Aloha

RECEPTIONS

8 (126 yards), Charlie White vs. Minnesota, 1977 Hall of Fame

RECEIVING YARDS

126 (8 rec.), Charlie White vs. Minnesota, 1977 Hall of Fame
107 (5 rec., 1 TD), Barry Johnson vs. Louisiana Tech, 1990 Independence
106 (2 rec., 1 TD), Walter White vs. Georgia, 1973 Peach
99 (3 rec., 1 TD), Darrius Heyward-Bey vs. Oregon State, 2007 Emerald

TOUCHDOWN RECEPTIONS

2, Jafar Williams from Scott McBrien vs. West Virginia, 2004 Gator
1, 18 times most recent by current players
Darrius Heyward-Bey from Sam Hollenbach, 2006 Champs Sports
Isaiah Williams from Chris Turner, 2007 Emerald
Darrius Heyward-Bey from Chris Turner, 2007 Emerald

ALL-PURPOSE YARDAGE

198 (84 rec., 114 ret.), Steve Suter vs. West Virginia, 2004 Gator
189 (165 rush, 24 rec.), Lu Gambino vs. Georgia, 1948 Gator
184 (93 rush, 47 rec., 44 ret.), Mark Mason vs. La. Tech, 1990 Independence

TOUCHDOWNS RESPONSIBLE FOR

4, Scott McBrien (31 pass, 22 pass, 2 run, 14 pass) vs. WVU, 2004 Gator
3, Lu Gambino (35 run, 1 run, 24 rec.) vs. Missouri, 1948 Gator
3, Ed Fullerton (2 run, 7 pass, 46 int.) vs. Tennessee, 1952 Sugar
3, Troy Jackson (2 run, 2 run, 11 run) vs. La. Tech, 1990 Independence

FIELD GOALS

5 (18, 48, 31, 22, 26 yds.), Jess Atkinson vs. Tennessee, 1983 Citrus
4 (35, 27, 27, 43 yds.), Dale Castro vs. Florida, 1980 Tangerine

LONGEST FIELD GOAL

48 yards, Jess Atkinson vs. Tennessee, 1983 Citrus
48 yards, Nick Novak vs. Tennessee, 2002 Peach

PUNTING AVERAGE

53.0 (3 for 159 yds.), Lynn Beightol vs. Oklahoma, 1956 Orange
52.4 (5 for 262 yds.), Mike Sochko vs. Houston, 1977 Cotton

LONGEST PUNT

77 yards, Mike Sochko vs. Houston, 1977 Cotton

LONGEST KICKOFF RETURN

80 yards, Tommy Neal vs. Tennessee, 1983 Citrus

LONGEST PUNT RETURN FOR A TD

76 yards, Steve Suter vs. West Virginia, 2004 Gator

FUMBLE RETURN FOR A TD

8 yard return, Scott Tye vs. Syracuse, 1985 Cherry

INTERCEPTION RETURN FOR A TD

54 yard return, Curome Cox vs. Tennessee, 2002 Peach

TEAM RECORDS

FIRST DOWNS

26, 2004 Gator (7 rush, 16 pass, 3 pen.) vs. West Virginia
25, 1990 Independence (12 rush, 9 pass, 4 pen.) vs. Louisiana Tech

FIRST DOWNS RUSHING

14, 1952 Sugar vs. Tennessee

FIRST DOWNS PASSING

16, 2004 Gator vs. West Virginia
12, 1983 Citrus vs. Tennessee

FEWEST FIRST DOWNS

9, 1956 Orange vs. Oklahoma

RUSHING YARDS

289 yards, 1952 Sugar vs. Tennessee

RUSHING ATTEMPTS

54, 1980 Tangerine (177 yards) vs. Florida
54, 1984 Sun (229 yards) vs. Tennessee

RUSHING TOUCHDOWNS

3, 1950 Gator vs. Missouri
3, 1984 Sun vs. Tennessee
3, 1990 Independence vs. Louisiana Tech

FEWEST RUSHING YARDS

19, 2007 Emerald vs. Oregon State

PASSING YARDS

381 yards, 2004 Gator vs. West Virginia

PASS COMPLETIONS

23, 2002 Orange vs. Florida

PASS ATTEMPTS

43, 1978 Sun vs. Texas (17 completions)

PASSING TOUCHDOWNS

3, 2004 Gator vs. West Virginia

FEWEST PASSING YARDS

16, 1950 Gator vs. Missouri

TOTAL YARDS

522, 2004 Gator vs. West Virginia (141 rush, 381 pass)
467, 1985 Cherry vs. Syracuse (244 rush, 223 pass)

FEWEST TOTAL YARDS

212, 1954 Orange vs. Oklahoma

PASS INTERCEPTIONS

4, 1952 Sugar vs. Tennessee

FUMBLES LOST

3, 1973 Peach vs. Georgia
3, 1974 Liberty vs. Tennessee

PENALTY YARDS

120 on 12 penalties, 1952 Sugar vs. Tennessee

The University of Maryland

DEEP ROOTS, BROAD IMPACT

Charles Benedict Calvert founded the Maryland Agricultural College in 1856 with the goal of creating a school that would offer outstanding practical knowledge to him and his neighbors and be "an institution superior to any other."

One hundred and fifty years later, the University of Maryland has blossomed from its roots as the state's first agricultural college and one of America's original land grant institutions into a model of the modern research university. It is the state's greatest asset for its economic development and its future, and has made its mark in the nation and the world.

Calvert would be astounded by the depth and breadth of research activities, innovative educational programs, and the single-minded pursuit of excellence that are part of the University of Maryland today. Maryland is ranked 18th among the nation's top public research universities by *U.S. News & World Report*, with **31 academic programs in the Top 10 and 86 in the Top 25**. It is also ranked No. 37th in the world, according to the Institute of Higher Education at Shanghai's Jiao Tong University.

Maryland is the state's premier center of research and graduate education and the public institution of choice for undergraduate students of exceptional ability and promise. The faculty includes four Nobel laureates, six Pulitzer Prize winners, a three-time Emmy Award winner, more than 40 members of national academies and scores of Fulbright scholars. The university focuses great attention on the highest academic standards,

affordability for all qualified students, and a President's Promise program that guarantees opportunity for extraordinary extracurricular and professional experiences for each student.


It has earned a national reputation for its enriched educational experiences for undergraduates, including such widely imitated living/learning programs as College Park Scholars; Gemstone, a unique program that brings

teams of students together from across disciplines to tackle specific technical problems; and the Hinman CEO Entrepreneurship Program, sponsored jointly by the A. James Clark School of Engineering and the Robert H. Smith School of Business, and widely recognized as the most successful student entrepreneurship program in the nation.

These programs are guided by outstanding faculty whose accomplishments in research abound. Whether the issue is Mideast peace, cutting-edge research in nanoscience, homeland security or bioscience advances, Maryland faculty are selected for national leadership and are making news. Many recent major faculty initiatives receiving significant external support strengthen our homeland security endeavors—centers for research on agrosecurity and emergency management; intermodal freight transportation security; behavioral and social analyses of terrorism and responses to terrorism; astrophysics and advanced world climate and weather prediction; and a national Center for Advanced Study of Language.

In addition to its academic prowess, Maryland is also home to the Terrapins, whose athletic achievements are a perennial source of pride for nearly 250,000 alumni and residents of the state. In 2005-2006, the Terrapins brought home national championships in four sports — men's soccer, field hockey, competitive cheer and women's basketball — more than any university in the nation.

Whether aiming for the skies or pioneering journalism programs in China, the University of Maryland is surging ahead. Building on the work of outstanding faculty and students, and with the loyal support of alumni and friends, Maryland is moving aggressively and confidently to a decade that will shine brighter than any other in its history.



UNIVERSITY SYSTEM OF MARYLAND

William Kirwan	Chancellor
Irwin Goldstein	Sr. Vice Chancellor for Academic Affairs
Joseph A. Vivona	C.O.O. and Vice Chancellor for Administration and Finance
Leonard Raley	Vice Chancellor for Advancement

UNIVERSITY ADMINISTRATION

C.D. Mote Jr.	President
Dr. Nariman Farvardin	Sr. Vice President for Academic Affairs, Provost
Linda Clement	Vice President for Student Affairs
Dr. Melvin Bernstein	Vice President for Research
Dr. Jeffrey Huskamp	Vice President and Chief Information Officer
Brodie Remington	Vice President for University Relations

BOARD OF REGENTS

Clifford M. Kendall	Chairman
Orlan M. Johnson	Vice Chairman
Robert L. Pevenstein	Treasurer
James L. Shea	Secretary
Patricia S. Florestano	Assistant Treasurer
R. Michael Gill	Assistant Secretary
Barry P. Gossett	
Alicia Coro Hoffman	
The Hon. Francis X. Kelly, Jr.	
The Hon. Marvin Mandel	
The Hon. C. Thomas McMillen	
Robert L. Mitchell	
David H. Nevins	
A. Dwight Pettit, Esq.	
The Hon. Roger L. Richardson, ex officio	
Thomas G. Slater, Esq.	



DR. C.D. MOTE UNIVERSITY PRESIDENT CALIFORNIA '59 10TH YEAR

In September 1998, C. D. (Dan) Mote, Jr. began his tenure as President of the University of Maryland and Glenn L. Martin Institute Professor of Engineering. He was recruited to lead the University of Maryland to national eminence under a mandate by the state. Since assuming the presidency, he has encouraged an environment of excellence across the University and given new impetus to the momentum generated by a talented faculty and student body. Under his leadership, academic programs have flourished. In 2005, the University was ranked 18th among public research universities, up from 30th in 1998. President Mote has emphasized broad access to the university's model, enriched undergraduate curriculum programs and launched the Baltimore Incentive Awards Program to recruit and provide full support to high school students of outstanding potential who have overcome extraordinary adversity during their lives.

He has spurred the university to lead the state in the development of its high-tech economy, especially in the information and communication, bioscience and biotechnology, and nano-technology sectors. President Mote has greatly expanded the university's partnerships with corporate and federal laboratories and successfully negotiated to bring to the College Park area the first Science Research Park sponsored by the People's Republic of China. Under his leadership, the University has established a research park, The University of Maryland Enterprise Campus, M-Square, located on a 115-acre site adjacent to the University of Maryland/College Park Metro with 3 million square feet of development potential. Among its first tenants are the Center for Advanced Study of Language, a joint venture of the University and Department of Defense, and the National Oceanic and Atmospheric Administration's new World Weather and Climate Prediction Center.

During President Mote's second year in office, the University began the largest building boom in its history, with more than \$100 million in new projects breaking ground that year. New facilities address every aspect of university life, from the arts to recreation to classrooms and laboratories, and, in creative partnership with the private sector, new residential facilities. Highlights of the construction activity include the stunning Clarice Smith Performing Arts Center; the Comcast Center, a state of the art sports complex; a high tech research greenhouse; and new classrooms for chemistry, computer science, business and engineering. President Mote also led the development of a new Facilities Master Plan for development in the next 20 years, which is noted for its emphasis on environmental stewardship.

Dr. Mote is a leader in the national dialogue on higher education and his analyses of shifting funding models have been featured in local and national media. He has testified on major educational issues before Congress, representing the University and higher education associations on the problem of visa barriers for international students and scholars and on deemed export control issues. He has been asked to serve on a high level National Academies

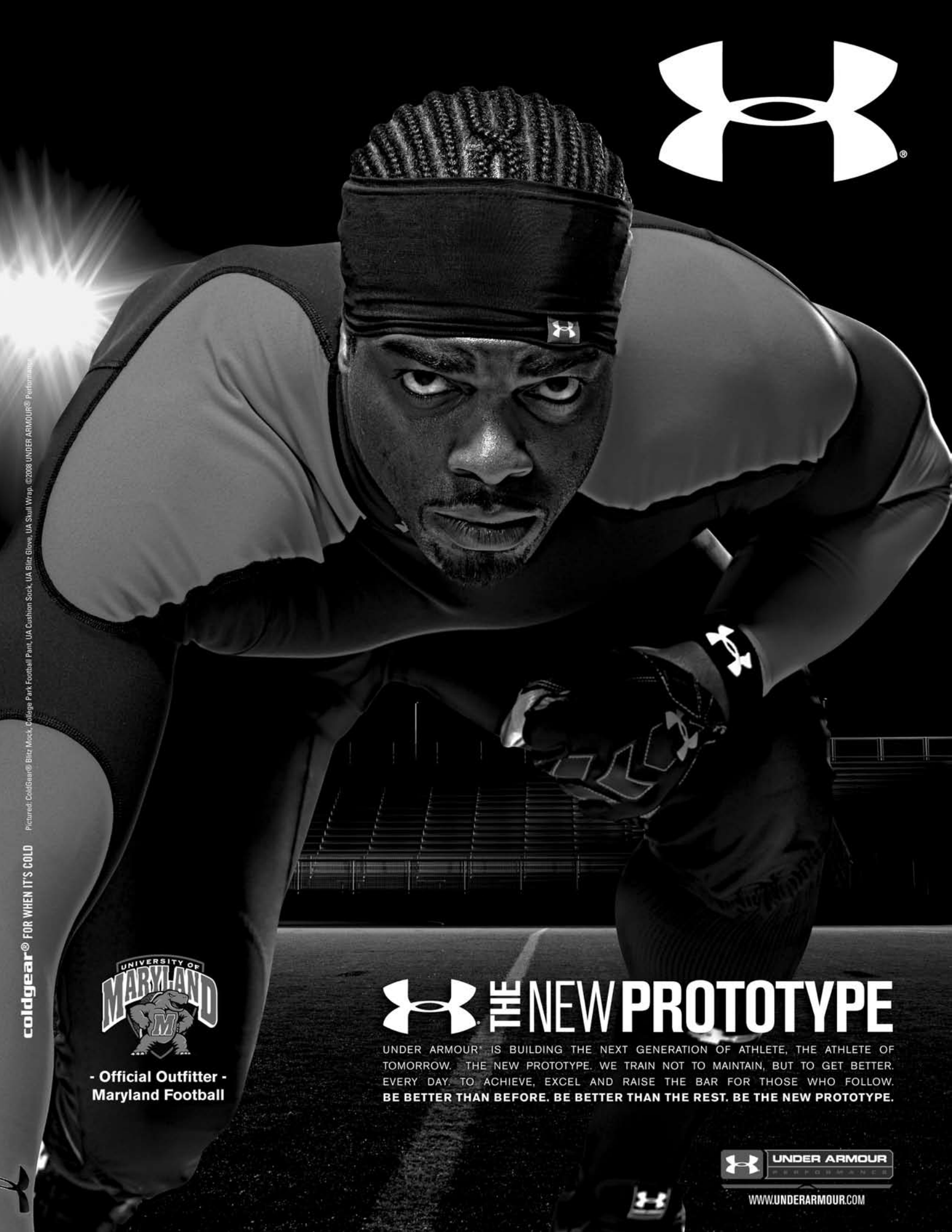

Committee appointed at the request of the Senate Energy Subcommittee of the Senate Energy and Natural Resources Committee to identify challenges to United States leadership in key areas of science and technology and to be a member of the Leadership Council of the National Innovation Initiative, an activity of the Council on Competitiveness. He has served as vice chair of the Department of Defense Basic Research Committee, and is a member of the Council of the National Academy of Engineering. In 2004-2005, he served as President of the Atlantic Coast Conference. In its last ranking in 2002, "Washington Business Forward" magazine counted him among the top 20 most influential leaders in the region.

Prior to assuming the Presidency at Maryland, Dr. Mote served on the University of California, Berkeley faculty for 31 years. From 1991 to 1998, he was Vice Chancellor at Berkeley, held an endowed chair in Mechanical Systems and was President of the UC Berkeley Foundation. He led a comprehensive capital campaign for Berkeley that raised \$1.4 B. He earlier served as chair of Berkeley's Department of Mechanical Engineering and led the department to its number one ranking in the National Research Council review of graduate program effectiveness.

Dr. Mote's research lies in dynamic systems and biomechanics. Internationally recognized for his research on the dynamics of gyroscopic systems and the biomechanics of snow skiing, he has produced more than 300 publications, holds patents in the U.S., Norway, Finland and Sweden, and has mentored 56 Ph.D. students. He received a B.S., M.S. and Ph.D. in mechanical engineering from the University of California, Berkeley. President Mote has received numerous awards and honors, including the Humboldt Prize awarded by the Federal Republic of Germany. He is a recipient of the Berkeley Citation, an award from the University of California-Berkeley similar to the honorary doctorate, and was named Distinguished Engineering Alumnus. He has received two honorary doctorates. He is a member of the U.S. National Academy of Engineering and serves on its Council, and is a member of the American Academy of Arts and Sciences. He was elected to Honorary Membership in the ASME International, its most distinguished recognition, and is a Fellow of the International Academy of Wood Science, the Acoustical Society of America, and the American Association for the Advancement of Science. In Spring 2005, he was named recipient of the 2005 J. P. Den Hartog award by the ASME International Technical Committee on Vibration and Sound to honor his lifelong contribution to the teaching and/or practice of vibration engineering. In Fall 2005, he received the 2005 Founders Award from the National Academy of Engineering in recognition of his comprehensive body of work on the dynamics of moving flexible structures and for leadership in academia.

He and his wife of over 40 years, Patricia Mote, have two married children, Melissa and Adam, and four grandchildren. Patsy Mote has continued her strong support of the arts and is spokesperson for the Clarice Smith Performing Arts Center and a member of Prince George's County Arts Commission.





Pictured: ColdGear® Blitz Mock, College Park Football Pant, UA Cushion Sock, UA Blitz Glove, UA Skull Wrap. ©2008 UNDER ARMOUR® Performance.



- Official Outfitter -
Maryland Football

THE NEW PROTOTYPE

UNDER ARMOUR® IS BUILDING THE NEXT GENERATION OF ATHLETE, THE ATHLETE OF TOMORROW. THE NEW PROTOTYPE. WE TRAIN NOT TO MAINTAIN, BUT TO GET BETTER. EVERY DAY TO ACHIEVE, EXCEL AND RAISE THE BAR FOR THOSE WHO FOLLOW. BE BETTER THAN BEFORE. BE BETTER THAN THE REST. BE THE NEW PROTOTYPE.



WWW.UNDERARMOUR.COM

coldgear® FOR WHEN IT'S COLD

Deborah A. Yow

DIRECTOR OF ATHLETICS • 15TH YEAR AT MARYLAND



Deborah A. Yow is in the 15th year of her outstanding tenure as director of athletics at the University of Maryland, a tenure that has seen unprecedented success and achievement in Maryland athletics. In Yow's 14-plus years at Maryland, the Terrapins have won a remarkable 18 national championships and graduated student-athletes at an enviable rate as Maryland athletics has soared to sustained new heights among the

nation's elite intercollegiate athletic programs.

The comprehensive success of Terrapin athletics under Debbie Yow's leadership is a clear and compelling testimony of her values of **excellence, teamwork and accountability.**

Likewise, her prior election to the presidency of the National Association of Collegiate Directors of Athletics is an indication of the wide respect with which she is regarded among its 6,100 members representing 1,600 colleges and universities in the U.S. and Canada. She serves as the current President of the national Division I-AA Athletic Directors Association and is a member of the Board of Directors of the National Football Foundation, as well as the Board of Directors of USA Football and the NCAA Division I Men's Basketball Academic Enhancement Committee.

She has been honored by *Street and Smith's Sports Business Journal* as one of the 20 most influential people in intercollegiate athletics, was cited in *The Chronicle of Higher Education* in October 2007 as one of the "Ten Most Powerful People in College Athletics/The Builder" and she has received the Carl Maddox Sport Management Award presented by the United States Sports Academy for excellence in athletics administration.

Dr. Yow was selected to serve on the U.S. Department of Education's Commission on Opportunities in Athletics to review the status of Federal Title IX regulations. She served as the chair of the Atlantic Coast Conference Committee on Television. The committee is charged with overseeing the league's TV contracts and dealing with issues related to television, including multi-year ACC football and basketball contracts with ABC, ESPN, ESPN2 and syndication entities.

Additionally, she has represented intercollegiate athletics with presentations in a number of prominent settings such as the Harvard University School of Law conference on "Shaping the Future of Collegiate Athletics" and the *Street and Smith's Sports Business Journal* "National Forum on the Direction of Intercollegiate Athletics" in New York.

Yow, who has served on the NCAA Management Council and the NCAA Division I Budget Committee, is a strong and steady voice on behalf of intercollegiate athletics in America.

Since taking over as AD at Maryland in 1994, she and her staff have:

- Transformed Terrapin athletics into a responsive, goal-oriented organization with 27 sports and more than 700 student-athletes.
- Balanced all 14 of the department's annual budgets (none of the budgets were balanced in the 10 years prior to her arrival). The budget now approaches \$60 million annually and the \$51 million debt which her administration inherited has been reduced to \$7.6 million.
- Greatly enhanced the academic support services provided for student-athletes, with an enviable exhausted eligibility graduation rate of approximately 85 percent for student-athletes at Maryland. Academic outcomes and student-athlete welfare have received consistent and focused attention.
- Led the Terrapins to a national all-sports ranking in the upper 7 percent of all NCAA Division I institutions.
- Significantly expanded marketing and fund-raising efforts on behalf of Terrapin athletics. As a result, private gifts to athletics have increased over 350 percent and corporate sponsorship revenues have increased by over 300 percent during her tenure at Maryland.

- Continued to dramatically improve venues and facilities for the department's 27 teams. The 18,000-seat Comcast Center for men's and women's basketball and other sports that use the facility is a prime example of the remarkable \$250 million upgrade of athletic facilities.
- Implemented a strategic management model.
- Developed a comprehensive Internet strategy with management, marketing and fund-raising applications.
- Significantly improved customer care in every area of Maryland athletics.

The most recent achievements of Maryland athletics are exceptional:

- Maryland captured a remarkable seven national championships during the past three seasons.
- In the recent academic year, the Terrapins achieved the highest student-athlete graduation rate in the history of Maryland athletics and had the highest graduation rate of any public institution in the Atlantic Coast Conference.
- Fundraising for Maryland athletics set a historic mark of \$24.7 million in 2006-07.
- Maryland was selected by *U.S. News & World Report* and *Sports Illustrated* as one of the Top 20 athletic programs in the nation (for overall quality and competitive excellence).
- In 2005-06, Maryland Athletics won the inaugural PRISM Award as the best-managed Division I collegiate athletics program in the nation.
- Maryland was ranked as the sixth-finest athletic program in the nation by the Center for the Study of Intercollegiate Athletics, based on comprehensive criteria such as graduation rates, financial efficiency, equity effectiveness and competitive excellence.
- In men's basketball, the Terps won the Atlantic Coast Conference title over Duke in the championship game in 2004 and won the NCAA National Championship in 2002. Under Coach Gary Williams, the men's basketball team appeared in 11 consecutive NCAA Tournaments and in 12 of the last 15 tournaments.
- Women's basketball won the 2006 NCAA National Championship under head coach Brenda Frese, completing an amazing turnaround that saw the program go from a 10-18 record to a National Championship in four seasons.
- In football, the Terps won the 2001 Atlantic Coast Conference championship and played in the 2002 Orange Bowl, followed that with an 11-win season and a 30-3 victory over the University of Tennessee in the Peach Bowl, again followed by a 10-win season and a 41-7 win over West Virginia in the Gator Bowl on New Year's Day 2004. In the 2006 season, Maryland returned to the bowl scene, where the Terps defeated Purdue, 24-7, in the Champs Sports Bowl, and in 2007 was selected to play Oregon State in the Emerald Bowl in San Francisco. Graduation rates in football are exemplary and the program was recently recognized by the American Football Coaches Association for its academic excellence under Coach Ralph Friedgen.
- Additionally, Maryland is one of only three universities in the nation to win National Championships in men's basketball, women's basketball and football. Stanford and UCLA are the other NCAA Division I institutions to achieve that mark.
- Set an ACC single-game record for women's basketball attendance by drawing 17,950 to a regular-season game at Comcast Center and led the ACC in season attendance.
- Hired Dave Cottle, the sixth-winningest active men's lacrosse coach in the U.S., who guided his team to the NCAA Final Four in three of his first four seasons.

- Field hockey earned National Championships in 2005, 2006 and 2008 and has become a perennial participant in the Final Four in that sport.
- In women's lacrosse, hired Cathy Reese, who was named the 2007 ACC Coach of the Year in her first season as coach of the Terps.
- Men's soccer has appeared in five Final Fours in the past seven years and won the 2005 and 2008 NCAA National Championships.
- Football facilities have been significantly enhanced with team house, stadium and practice field upgrades. The Football Academic Center was the first improvement, as it took priority over all other initiatives.
- In 2006-07, 16 Maryland teams competed in postseason play.
- The productivity, morale, and the competitive and academic achievement of Terrapin athletics are exceptional and continue to gain momentum.

Regarding the many achievements of Terrapin athletics over the past 14 years, Yow says, **"We are pleased, but we are not satisfied ... our vision is to be one of the Top 5 programs in the nation consistently ... we see no reason to settle for less."**

Yow is known for her goal-oriented and proactive management style. She consistently inspires and challenges those around her to **"raise our sights and sharpen our tools ... to work hard and work smart ... to recognize that our only limitations are those that we place upon ourselves."**

As a manager and a leader, she clearly models these principles. She is the only known current AD in NCAA Division I who has hired both the National Coach of the Year in football (while at Maryland) and the National Coach of the Year in men's basketball (while at Saint Louis University). In 2002, she also brought to the University of Maryland Brenda Frese, who at that time was the National Coach of the Year in women's basketball. Four years later, Frese led the Terrapins to the NCAA National Championship at the Women's Final Four in Boston.

Dr. Yow is known as "a coach's A.D.," while also being highly organized and a strategic and proactive leader and administrator. Quite simply, Debbie Yow personifies the relational and management dynamics that are necessary to be an excellent administrator and leader.

A successful former basketball coach, she moved into athletics administration at the University of Florida and the University of North Carolina, Greensboro, followed by a successful tenure as A.D. at Saint Louis University.

She has authored numerous articles and books on athletics management and human behavior, and is a respected leader in intercollegiate athletics in the United States. She holds a bachelor's degree from Elon University, a masters degree from Liberty University and a doctorate (*honoris causa*) from the U.S. Sports Academy and an honorary doctorate for career achievement from Elon University.

Summing up the entire Maryland athletics program, our athletics director recently stated, "We have the finest student-athletes, coaches, support staff and administrative team in America. It is because of their courage, hard work and cooperative spirit that we now have a strong, viable athletic program. I am immensely proud of each of them. I am equally proud of our Terrapin fans who buy tickets, our Terrapin Club members who faithfully support the Maryland athletic program with their donations for scholarships, and the M Club members who serve and give liberally. We are also blessed with a terrific President, Dr. Dan Mote, who has fostered a mindset of excellence across our institution. He is a strong and balanced advocate for what he calls 'the three A's of the University - Academics, the Arts and Athletics'. We have a great Terrapin family. That's the foundation for all of our success ... and the basis for our bright future. It's a great time to be a Terp."



SPECIALIZING IN EXTRA CHANCES TO KEEP YOU IN THE GAME.

We're proud to support the 2008 Terps.

Expert orthopaedic care and sports medicine are available throughout the state in College Park, Baltimore, Timonium and Woodlawn.

For an appointment call **1-877-771-4567** or **410-448-6400**,
or visit **umortho.org** for more information.

 **UNIVERSITY OF MARYLAND
ORTHOPAEDIC PHYSICIANS**
A FACULTY PRACTICE OF THE UNIVERSITY OF MARYLAND SCHOOL OF MEDICINE

Official Medical Team

